



RULE BOOK

This edition includes all current rule changes implemented since Rule Book printed & issued in 2005

PHAA Rule Book current as at 1 August 2021

This edition current until 31 July 2022

PAINT HORSE ASSOCIATION OF AUSTRALIA LTD | ABN 43 003 155 691
PO BOX 1008, DUBBO NSW 2830 | Ph 02 6884 5513
Email office@painthorse.net.au | Web www.painthorse.com.au

PHAA RULEBOOK

GENERAL RULES AND REGULATIONS

	RULE
Agent's Authority	12
Committees & Portfolios	1
Disability Action Plan	10
Disciplinary Action	8
Disciplinary Procedure	6
Drug Testing	11
Liability	7
Members Responsibility	4
Membership	3
Proposed Rule Changes	2
Regional Clubs	9
Violations	5

REGISTRATION RULES AND REGULATIONS

	RULE
Age Computation	106
Animal Welfare	231
Appendix Registry	110
Artificial Insemination/Frozen Semen	117
Bloodline Requirements	102
Breeding Stock Registry	109
Change of Name	130
Colour Requirements	103
Colours	136
Correction or Alteration of Certificates	127
Disposal Notification Rules	131
Dual Registration	121
Duplicate Certificate	128
Embryo Transfer	114
Forfeiture of Fees	116
Genetic Testing	111
HYPP	113
Identification Guide	135
Imported Horses	101
Leases	123
Listing of AQHA and ASB TB Stallions & Mares	115
Membership & Registration	105
Naming a Horse	129
Overo Lethal White Syndrome.....	135A
Paint Bred Registry	108
Photographs	118
Prefix or Stud Name	126
Registration Decisions	125
Registration Protests.....	125
Regular Registry	107
Stallion Owners Service Certificate	122
Surrender of Certificate	132
Transfers	124
Undesirable Characteristics	133
Upgrade for Breeding Purposes	112
What is a Paint Horse?	134
Yearly Stallion Breeding Reports and Returns	119

GENERAL SHOW AND CONTEST RULES

	RULE
Additional Contest Rules	230
Amateur and Youth Decathlon.....	302
Amateur Activity Programme	237
Amateur International Team Selection	237D
Approval for Registered Shows	201-205
Association Award Certificates	235
Awarding of Show and Performance Points	219

Awarding of Trophy buckles - National Events	241
Categories and Contest List	217A
Century Awards	222A
Champion and Reserve Champion	233
Distinction Award	225
Eligibility of Events / Divisions	217B
Exhibitor Conduct	216
High Point Ridden Performance Horse of the Year	227A
High Point Led Performance Horse of the Year.....	227B
High Point Halter Horse of the Year.....	227C
High Point Awards - Age Division	227D
High Point Horse of Show	229
Highest Placed PHAA Horse	
- Western Breeders Congress	241B
Highest Placed Horse	
- National Pleasure Horse Assoc Show.....	241C
Highest Placed PH AA Horse	
- RA & NCHA Futurity Show	241A
Honour Roll & Year End Awards	226
Joker Trail	304
Judges for Registered Shows.....	212
Leading Sires Awards.....	227E
Lodging of Results (Registered Shows)	204
Masters Amateur	237B
Multi-Judge Shows (non-POR).....	206A
National Championship Show	208
Non-Approval of Class.....	202
Novice Division – Amateur.....	237A
Owners/ Exhibitors/ Riders Exemptions	209
Paint-O-Rama	206
PHAA Century Awards	222A
PHAA Champion	222
PHAA National Futurities	238
PHAA Superior (Event) Horse	223
PHAA Superior All-Round Horse	221
PHAA Supreme Champion	220
PHAA Youth Activity Programme	236
Points Score System	218
Register of Merit Award	224
Release of Liability	207
Results.....	203
Ribbon a& Sash Colours	211A
Ride Australia Program.....	240
Show High Point Awards	219A
Show Management	211
Showing Unregistered Horses	210
Special Awards.....	228
State Show Approvals.....	205
Use of Logo and Name for Media.....	3
Year End Awards Tie Break	226
Yearling Certificate of Excellence	225A
Youth Council Elections	236B
Youth Trip.....	236A
Youth Teams Relay	303

GUIDELINES FOR NON-POINTSCORING EVENTS - RULE

Amateur & Youth Decathlon	302
Amateur & Youth Teams Challenge	301
Joker Trail	304
Youth Teams Relay	303
Ranch Horse Versatility.....	305

ATTACHMENTS

1. Amateur & Youth Decathlon Pattern - 2

GENERAL RULES AND REGULATIONS

1. COMMITTEES AND PORTFOLIOS

All committees/portfolios shall consist of not less than three members. In making appointments to the committee/portfolio the Board of Directors shall appoint members of the committee for one (1) year. Any vacancy in the committee, other than by expiration of term, shall be filled by the President with the advice and consent of the Executive Committee. The Chairperson of each Committee/Portfolio shall be appointed annually by the Board of Directors as soon as possible after the election of the Directors and shall be published in the Australian Paint Horse Journal after the annual general meeting.

The possible committees and/or portfolios, that need not all be operational at one time at present are:

- Amateur Owner
- Awards
- Breed Improvement
- Budget
- Constitution
- Fund Raising
- Gelding Promotion
- Genetics
- AQHA
- Inspections
- Judges
- National Show
- Non-Traditional
- PHAA Journal
- Promotion and Publicity
- Racing
- Regional Clubs
- Registration
- Rules and Regulations
- Show and Performance
- Show Points
- Sponsorship
- Youth

Special committees/portfolios may be appointed by the Board of Directors from time to time to attend to special business. These committees/portfolios serve for the duration of the special problem or until replaced or until the committee is disbanded.

Where no committee or portfolio has been appointed, or not in existence at a particular time, then the Board of Directors may act as the necessary committee or portfolio and perform the same functions thereof.

2. PROPOSED RULE CHANGES

A proposed rule change must be discussed at a minimum of one board meeting. All proposed rule changes must be published in the Paint Horse Journal and if not amended will become effective the following August. If, under extreme circumstances, the Board deem it necessary, the rule change can be made effective immediately.

Proposed rule changes can originate from the floor of a Board of Directors or general meeting; from the PHAA Office; from a PHAA member via mail; from a committee/portfolio or an Executive Committee meeting. When a change in the rulebook is proposed, it may be directed to the Chairman of the respective Committee/Portfolio. The rule is subject to amendment by the

Board. However, any amendment must be closely related to or have bearing on the rule.

The rule, complete with amendments, will then go to the Rules Committee/Portfolio or Board of Directors to be placed in proper and legal wording. The Board of Directors cannot change the intent of the rule as it was received. The Board of Directors will then approve or reject the proposed rule change at its next regular or special meeting. If the proposed rule change is approved, it will then be placed in the Official Rule Book. If the current or proposed rule fails to obtain approval, it can still be considered for a future Rulebook provided it is sent back to the Board of Directors and that the above procedure is again followed.

If a proposed rule change is to be considered to be of extreme importance by Board Of Directors that it must be acted on immediately, such proposed change must be presented to the Executive Committee prior to or at any regular or special meeting of the Board of Directors, and if in the opinion of the Board Of Directors such proposed change is important to the best interests of the Association, it can then be presented to the Board of Directors for immediate action and to become effective immediately.

3. MEMBERSHIP

Membership in the Association is a privilege not a right, application for which shall be made on forms and by fees and procedures prescribed from time to time by the Association. Membership or application therefore may be terminated or rejected by the Board for cause detrimental to the interest of the Association, policies, objectives and harmonious relationship of its members, as determined by the Board. Termination or application rejection under this paragraph shall be conducted in accordance with the Articles of Association.

ABOUT MEMBERSHIP

The Paint Horse Association of Australia is the National Breed Association and registry for Paint Horses in Australia. The Association handles registration of horses, memberships, transfers of ownership, point recording, other paperwork associated with Breeding and Showing Paint Horses.

Annual membership is due the 1st August and carries to the 31st July the following year. New memberships received from 1st July will include membership for the following year. See schedule of fees.

Anyone suspended from membership or subject to any disciplinary action by the Paint Horse Association of Australia will be automatically removed from the list of approved judges, and in order to be returned to this list, after reinstatement to full membership privileges, must apply for approval under the current procedure for new applicants for admission on to the approved judges list.

Membership number is to be stated on all papers and forms.

- (a) The name of a female member may be changed in the membership records of the Association to reflect her current marital status.
- (b) Any member whose membership becomes delinquent can be reinstated by paying the current year's dues.

- (c) All members, while in good standing, shall have equal rights, interests and responsibilities with respect to the Association and its property; shall have the right to vote in all general meetings and to hold office and committee assignments except as otherwise limited.
- (d) No person, after the date he has been denied the privileges of the Association, shall be allowed to register any horse with the Association and no horse shall be registered which is either sired by a stallion or out of a mare owned by him on the breeding date where the breeding date is shown to be subsequent to the denial of such privileges.
- (e) The name of members applying for registration of a horse shall be the same as that appearing on the membership card. In the event that the name or names appearing on the application form differs from the name or names appearing on the membership card, then an additional membership will be required. The applicant should clearly indicate under what name or names the membership is to be recorded. If registrations are applied for by an individual, the membership should be applied for in the full name of the individual; if by a partnership, the exact name of the partnership or individuals in that partnership; if by a corporation, in the corporate name; if by a family, in the family name of the membership. Two memberships may not be included on a registration application except in the case of individual Life Members in accordance with part (f) below.
- (f) An individual Life member may apply for registration of a horse in conjunction with any other Single or Life member. A maximum of two individuals only, may be included on any one registration application.
(Rule change approved BOD Meeting June 2012)

Membership Types

Life member: For individual persons being full members who are interested in the promotion of the Paint Horse in Australia, and who have been admitted to life membership by the Board of Directors. Life membership does not include the provision for a journal

Full member: For individual persons who are owners of Paints or who are interested in the promotion of Paints in Australia.

Introductory Member: For an individual who has NEVER been a member of the Paint Horse Association of Australia, valid only for the first year of membership, on renewal must move to a full fee paying membership type

Constituent members: Constituent members are entitled to two nominees, details of which must be shown on the application form (2 votes). The nominee/s does all the bookwork, signatures and voting on behalf of the Constituent membership. Only the two nominees may show horses under that membership.

Family Members - For those members residing in the same household. A maximum of 2 adults and 3 youth will be allowed per family membership. Family memberships shall be entitled to a maximum of 2 adults voting.

Junior Youth Membership: For persons under the age of 14 years as at 1st August. Membership does not include voting privileges in the Association except as pertains to youth organisation matters.

Senior Youth Membership: Membership is available to youths 14 to 18 years. Membership does not include voting privileges in the Association except as pertains to youth organisation matters.

Associate Member: For an individual who no longer owns or shows Paints but wishes to still remain part of the Association at a lower cost.

Affiliated Clubs: Regional Clubs affiliate annually with the Association, this enables the Association to support, encourage and guide these clubs. It also entitles the clubs to apply for annual Hi Point Ribbons and a Trophy, along with State Show's being able to apply for 2 Hi Point Buckles for Youth and Amateur's. There is also the ability to apply for grant funding for approved camps for Youth and Amateurs.

Being a member of a Regional Club does not make one a member of the PHAA. Membership in regional clubs varies from one club to another, so you would have to check with your regional club for information on regional membership.

Colleges or Universities may hold a Constituent membership. Students of the college / university may show as nominees within the membership, provided no more than two students exhibit in any one show and the names of the exhibiting students are advised to the PHAA in writing prior to commencement of the show. Evidence that the student is enrolled in the college / university must be provided to the PHAA. Refer also rule 237 (i)

4. MEMBERS RESPONSIBILITY:

No person shall refuse a reasonable request to assist the Association, its officers, committees or agents in locating, identifying and inspecting or to answer promptly and truthfully any inquiry concerning a horse or ancestor thereof in his ownership or control which has been registered or listed or for which application to register or list has been made.

- (a) Information furnished to the Association or any of its officers as a basis for any action by the Association with respect to any horse must be true and correct.
- (b) All exhibits in PHAA approved shows and contests will be conducted under the rules and regulations set out in this publication, Section 5 of the AQHA Rule book and the Horse Show Association of Australia Rule Book, but this Association will in no case be responsible for any loss, damage or injury to horses exhibited or persons present for any article of any kind or nature that may be lost, stolen, destroyed or in any way injured. Each exhibitor will be solely responsible for any consequential or other loss, injury or damage done to or occasioned by or arising from any horse or article owned by him and shall indemnify the Association against all legal or other proceedings, claims or demands of any kind or nature in regard thereto or that may arise from the participation or other actions of such exhibitor or the person in charge of the exhibitor's horse or article.
- (c) The Paint Horse Association of Australia will not assume the responsibility of settling civil disputes, concerning financial settlements, ownership, health, fertility or other such problems concerning buying or selling.
- (d) All Association representatives and members shall be treated with courtesy, cooperation and respect and no person shall direct abusive, threatening or discriminatory conduct towards them. When an exhibitor is guilty of unsportsmanlike behaviour or conduct which is seen to

be discriminatory in any way, the Paint Horse Association of Australia may suspend such exhibitor's rights to participate in future approved shows for such a period as judged appropriate under,

- (e) The secretary, staff and designated official/director shall have sole authority to investigate possible or alleged violations of any by-laws, rule or regulation of the Association.
- (f) In order for a complaint to be considered for investigation, it must be in writing, signed and dated. The individual(s) filing the complaint must be prepared to appear at a hearing if it is deemed necessary at their own expense.

Use of Logo and Name for Media

All members of the Paint Horse Association of Australia (PHAA) benefit when its name and/or logo is well used, and suffer when it's not. Attaching the PHAA name or logo to an event, project or publication implies a close connection with the Association, usually sponsorship or endorsement. Involvement by members is not, by itself, a sufficient basis to use the logo or title an activity "PHAA". Rather the activity must be one for which the association takes responsibility, which includes raising funds in the Association name. In some situations, the association can be held legally liable.

The PHAA logo is the most visible and recognisable expression of PHAA. We understand and appreciate that outside parties may want to show affiliation with PHAA, however, use of the PHAA logo and Name to imply affiliation with or endorsement by PHAA without express written permission is strictly prohibited.

Permission must be granted by the PHAA Board for a Club or Individual to raise funds in the PHAA name. Any funds raised in the PHAA name must be deposited to the PHAA bank account within 30 days along with full description of activity. Any sponsorship item sourced in the name of the PHAA must be declared and lodged at a site mutually agreed upon by the board

5. VIOLATIONS:

- (a) Any member may be suspended and denied privileges of the Association, and any non-member may be denied the privileges of the Association by the Secretary of the Association, provided that however, twenty-one (21) days before action by the Secretary, written notice of the account due and the intention to suspend or withhold privileges of the Association shall be delivered to such member or non-member. Any suspension and denial of privileges of the Association under this section shall terminate upon full payment of the obligation due to the Association. (Refer also Rule 9(k))
- (b) When any exhibitor or Show Official is guilty of the following:
Unsportsmanlike or improper conduct; failure to pay due any obligation owing to the Association; giving worthless cheque for entry fees, stall fees, office charges connected with the exhibition or show official of horses. Such exhibitor, whether member or non-member, will be subject to disciplinary procedures insofar as practical.
- (c) Every member and every non-member:
 - (i) Who violates in any manner the Constitution, By-laws or Rules and Regulations of the Association, or
 - (ii) Whose conduct has endangered or may endanger the good order, welfare or credit of the Association by practices in the breeding of Paint

Horses or in supplying information for the Association's records, may be censured, suspended, or, in the case of a member, expelled from membership in the Association including; without limitation of the generality of the foregoing, the privilege of registration or change in ownership of horses registered with the PHAA on the records of the Association, by the Board of Directors.

- (d) Upon refusal to promptly file a completely corrected stallion report after being so requested by the PHAA, such stallion owner or lessee may be suspended and/or denied all privileges. Privileges may be re-instated upon filing of the required report and payment of the late fee(s).
- (e) Any member who fraudulently claims a PHAA title or award or points prior to the title award or points being officially awarded or recorded by the PHAA, or who uses a title other than the official title of any PHAA award may face disciplinary action in the form of suspension of all membership rights, by the Board of Directors until such time as the claim is retracted by the member.

6. DISCIPLINARY PROCEDURE

Any member may be disciplined, suspended, expelled from the Association, and any member or non-member may be denied any or all privileges of the Association or any false registration certificate may be cancelled by the Board Of Directors, whenever it shall have been established by satisfactory evidence by the Board Of Directors, that such member or non-member has knowingly and wilfully violated any pertinent rule of the Association.

- (a) After a member has been notified that the Board of Directors will consider taking disciplinary action, such member may require that the Board of Directors give him an opportunity to appear before that Board and make known his reasons for not being disciplined. The member's demand must be made in writing to the Company Secretary within twenty-one (21) days from the date of the notification of such contemplated disciplinary action.
- (b) Any member making such a request shall have been given not less than twenty-one (21) days' notice for an impartial hearing of such accusation by the Board of Directors or by an appropriate committee appointed by the president. At which time he shall have an opportunity, in person or by counsel, to be heard and to present evidence on his own behalf and to hear and receive evidence offered against him.
- (c) If mailed, such notice shall be deemed to be delivered when deposited in the Australia Post mail, addressed to the member or non-member as it appears on the records of the Association, with postage thereon prepaid.
- (d) The decision and action of such Board shall be final and binding on all parties.
- (e) No person, after the date he has been denied the privileges of the Association, shall be allowed to register any horse in the Association nor transfer registered horses into his name.
- (f) No horse shall be registered which is either sired by a stallion or out of a mare owned by a person denied Association privileges on the breeding date(s), where the

breeding date(s) is shown to be subsequent to the denial of such privileges.

- (g) On and after such time as any member has been suspended, expelled or denied further Association privileges, the Association shall not accept the signature of such suspended member on registration applications or breeder's certificates evidencing breeding taking place after date of his suspension or expulsion. However, such signatures on transfer reports and bills of sale will be honoured for purpose of allowing such suspended member to transfer horses he owns at the time of his expulsion or suspension.
- (h) That person shall not participate, and shall be ineligible to participate in any PHAA approved events, nor shall such person be eligible to hold approved judges credentials or any other Association accreditation.
- (i) Written leases filed with the Executive Secretary, covering horses owned by the suspended member shall be valid, and the signature of the lessee shall be accepted during the time of such lease but for no renewal thereof.
- (j) At the discretion of the Executive Committee, every person who is suspended or otherwise disciplined by any recognised Breed or Performance Horse Association, for unsportsmanlike conduct at a show or contest may be considered as suspended or disciplined by the PHAA upon official notice to this Association, from the organisation concerned, of such disciplinary action.
- (k) No person on suspension may advertise in the Paint Horse Journal during the period of his/her suspension.

GENERAL NOTICE PROCEDURE

Notice required by these rules and regulations may be served by delivering a copy of the notice to the person to be served, or his attorney, either in person or by mail, postage pre-paid, to his/her last known address, as it appears on the Association records, and upon mailing such notice shall be deemed received by such person when it is deposited in Australia Post (mail).

The Association has adopted the following provision for the mutual benefit of members and with the intention of reducing the Association's litigation expenses, which expenses would ultimately be borne by members and non-members participating in Association activities. Every member, by joining the Association, or non-member, by purchasing Paint Horses, filing registrations application or other documents with the Association, or participating in Association - approved events, does hereby agree.

- (a) If unsuccessful in an attempt to overturn Association decisions, actions, rules or regulations to reimburse the Association for its reasonable attorney's fees, court costs and other expenses in defence of such suit; and
- (b) That he/she will not commence any action, whether in law or equity, against the Association in any courts other than those in federal and state of courts located in the state where the Paint Horse of Australia office is located.

7. LIABILITY

The PHAA, its officers, directors, members of committees, inspectors, employees, representatives and agents will attempt to

obtain true and complete information in connection with registration of Paint Horses, transfer of registration certificates, hearing, and all other matters relating to PHAA activities. Except for proven intentional wrongdoing, neither the PHAA nor its officers, directors, members of committees, inspectors, employees, representatives nor agents will be liable in any way, whether in damages or otherwise, for the issuance of any pedigree certificate, for the transfer of any pedigree certificate, for the refusal to issue a pedigree certificate, for the issuance of any pedigree statements, for the refusal to transfer any pedigree certificate, for the cancellation of any pedigree certificate, for any disciplinary procedure brought against or penalties imposed on any member or any person or for any other activities engaged in, by, or on behalf of the Paint Horse Association of Australia.

RELEASE OF LIABILITY

The PHAA and co-sponsoring organisations, if any, shall not be responsible for any personal injury or loss or damage to property occurring at any PHAA activity. Each owner, exhibitor, handler or consignor shall indemnify and hold harmless the PHAA, its officers, directors and employees from and against all claims, demands, causes of actions and expenses of every kind, including legal fees, arising out of or related in any manner to the acts or omissions of an

owner, exhibitor, handler or consignor, or the actions of any horse under the care, custody or control of the owner, exhibitor, handler or consignor. Presentation of a signed entry or consignment form shall be deemed acceptance of the conditions of this rule. In the event an entry or consignment form is not signed or presented, appearance on the ground or at the sale arena of any PHAA activity as an exhibitor, handler, owner or consignor shall be deemed to be acceptance of the conditions of this rule.

The Association has adopted the following provision for the mutual benefit of members and with the intention of reducing the Association's litigation expenses, which expenses would ultimately be borne by members and non-members participating in Association activities.

Every member, by joining the Association, or non-member, by purchasing a Paint Horse, filing a registration application, or other horse registered by the PHAA, or other documents with the Association or participating in Association approved events, does thereby agree as follows:

- (a) If unsuccessful in an attempt to overturn Association decisions, actions, rules or regulations, to reimburse the Association for its reasonable legal fees, court costs and other expenses in defence of such suit: and
- (b) That he will not commence any action, whether in law or equity, against the Association in any courts other than those federal and state courts.

8. DISCIPLINARY ACTION:

The Board of Directors may take action to reprimand, fine, suspend or expel any member or deregister any horse of which the member is the registered owner in the records of the Association if it considers such member to be guilty of fraudulent practices or for any breach of these regulations or whose conduct in any respect as determined by the Board of Directors shall be deemed discriminatory, derogatory or prejudicial to the interests of the Association.

9. REGIONAL CLUBS:

Each regional club is to be affiliated with the PHAA annually.

The purpose of a Regional Club shall be:

- (a) Co-operate with and aid in every way possible the programme and functions of the PHAA.
- (b) Recognising that the parent organisation, the PHAA, files, records and issues certificates of registration for horses eligible for registration with the PHAA. The primary function of the club will be to promote interest in the breed from a region or area standpoint in complete cooperation with the overall programmes of the PHAA
- (c) To gain breed classes for Paint and Paint Bred horses registered with the PHAA in local, country, district, and state shows.
- (d) Promote and stimulate interest in regional Paint Horse Shows, and other related activities, for horses registered with the PHAA. Affiliation is due 1st August each year.
- (e) Affiliated clubs must run a minimum of two (2) PHAA approved shows per year and one (1) other function e.g. Show, clinic, promotional day etc.
- (f) All regional clubs are to provide a signed copy of their balance sheet and provide a copy of annual general meeting minutes each year to the PHAA as part of their affiliation. Balance sheets to be signed by President and Treasurer at time of application.
- (g) At least one executive committee member of a regional club must be a financial PHAA member.
- (h) All regional clubs must have at least five (5) PHAA members.
- (i) Affiliated Clubs are required to accept and promote the provisions of the PHAA Disability Action Plan. Copies of the Disability Action Plan will be given to all affiliated Paint Horse Clubs and Associations.
- (j) Constituent memberships shall be recognised as being two members for the purpose of meeting the requirements of Rule 9(i) provided that the constituent membership has two separate individual nominees.
- (k) PHAA members of Affiliated PHAA clubs that issue worthless cheques to or are in debt to the Affiliated body in respect of approved PHAA functions being held by that PHAA Affiliated body, may be subject to disciplinary action in terms of rule 5 (a)
- (l) All Regional clubs are required to send copies of all meeting minutes to the PHAA Office
(Immediate Rule change BOD meeting June 2011)

10. DISABILITY ACTION PLAN

The Paint Horse Association of Australia has lodged a Disability Action Plan with the Human Rights and Equal Opportunity Commission to facilitate and encourage the participation of people with disabilities and carers in all Paint Horse Association of Australia activities. The Disability Action Plan is also intended to assist the Paint Horse Association members to understand disability issues.

11. DRUG TESTING

All horses competing in PHAA approved shows are subject to a 'No Prohibited Substance Rule'. This means that no horse may be administered a prohibited substance before an event that might have any effect on its performance.

The owner/handler/exhibitor must present the horse for collection of blood, saliva and/or urine samples upon request. The owner/handler/exhibitor is held responsible and accountable for this condition of the horse and for compliance with this policy, and shall comply with any request made by the PHAA in relation to this policy.

The PHAA conducts drug testing at the National Show on 2 classes.

It is strongly recommended for PHAA Approved State Shows to conduct a minimum of 1 drug test per show.

For advice on prohibited substances please refer to your Veterinarian or the Australian Racing Forensic Laboratory

In the event of a positive test to a prohibited substance the PHAA may take disciplinary action in accordance with the rules.

12 AGENT'S AUTHORITY

(a) Membership requirements

(i) PHAA Registered Horses

A person may be appointed as an Agent to sign documents related to the management of a registered horse on behalf of the Registered Owner. In such cases where an Agent is appointed to sign on behalf of a Registered Owner, the Registered Owner must be a current financial member of the Association. It is not a requirement for the Agent to be a current financial member of the Association except under the provisions of Rule 117(h) where both (foreign) owners and (Australian) Agents are required to be current financial members of the PHAA.

(ii) QH or Thoroughbred Stallions and Mares

A person may be appointed as an Agent to sign documents related to the management of a QH or ASB horse listed with the PHAA. It is not a requirement for the Agent to be a current financial member of the Association except under the provisions of Rule 117(h) where the (Australian) Agents of foreign owned horses are required to be current financial members of the PHAA.

(b) Period of Authority

An Agent's authority will be accepted by the PHAA for a specified period of up to two (2) years upon submission of the appropriate form and payment of the proscribed fee. The time period and registered names of all horses for which the Authority has been given will be included on the Authority application. The Owner or Agent (or both if required) must continue to be financial members of the PHAA for the period of the Authority

(c) The Authority will permit the Agent to sign or authorise paperwork in relation to the nominated registered horses including:

- (i) Stallion breeding returns,
- (ii) Transfers,
- (iii) Lease Documents
- (iv) Show entries or Futurity Applications
- (v) Other actions specified by the Owner (excluding horse registration)

- (b) An Agent's authority will NOT permit the Agent to vote at PHAA meetings on behalf of the member whose Authority they hold, or sign for purposes other than the management of the horse(s) specified in the Authority.
- (e) Lapsing of an Agent's authority:
- (i) The full Authority will lapse at the end of the time period specified on the Authority form
 - (ii) The full Authority will lapse should the Owner or Agent (or both if required) cease to be financial members of the PHAA.
 - (iii) For an individual horse the Authority will lapse upon sale, transfer or lease of that horse. The lapse of authority for an individual horse for such reasons, will not affect other horses which may be listed on the same authority.
- (f) Cancellation of an Agent's Authority
- The Authority may be cancelled upon receipt by the PHAA of signed written advice from the Owner that the specified Authority is to be cancelled. Such cancellation may apply to one or more horses as specified on the Authority but each horse must be listed on the cancellation advice.

RULES AND REGULATIONS OF REGISTRATION

SPECIAL NOTICE

Applicants are responsible for all knowledge of all Registration Rules and Regulations.

REQUIREMENTS FOR REGISTRATION:

Applications for registration will only be accepted from FINANCIAL MEMBERS of the Paint Horse Association of Australia. Application and all details thereon shall be completed and signed by the owner.

Deceased horses are ineligible for registration.

101. IMPORTED HORSES

- (a) All mares, geldings and stallions eligible for registration and registered with the APHA and/or an overseas Paint Horse Association shall be eligible for registration with the PHAA if they meet all the guidelines of the PHAA Registry.

These horses may be registered upon receipt of:

1. Application for registration form;
2. Photocopy of overseas Paint Horse Association papers;
3. Signed transfer from previous recorded owner;
4. Four (4) photographs;
5. DNA Markers for all horses
6. HYPP results, for horses with "Impressive" breeding. *(Rule change March 2014 BOD meeting)*
(Refer to Rule 113);
7. HERDA Results, exemption for Geldings (Refer to Rule 111);
8. Current registration fees.

- (b) All mares and stallions must be registered for breeding purposes as per rule 112.

102. BLOODLINE REQUIREMENTS:

- (a) All horses foaled after July 31 1977, must be sired by a stallion with a Regular Registry number in the PHAA, a

"Q" number in the AQHA, a page and volume reference in the Australian Stud Book (thoroughbred).

- (b) (i) All horses foaled after July 31, 1979, must have both sire and dam registered in the PHAA Regular Registry, Breeding Stock Registry, AQHA or ASB or a combination of any two of these Associations. A Stallion Service Certificate (breeder's certificate) must be furnished with all applications.
- (ii) All horses foaled after July 31, 1999 must have both sire and dam registered in the PHAA Regular, Paint Bred or Breeding Stock Registries or with the AQHA or ASB or a combination of any two of these. A Stallion Service Certificate (breeder's certificate) must be furnished with all applications. *(recognises changes of classification to PHAA Paint Bred and Breeding Stock registries)*

Note: AQHA registered 'Q' and 'R' mares will have the same status for registration of Paint foals. AJC registered mares that have proven thoroughbred breeding for three (3) generations shall have the same status as stud book thoroughbred mares for registration requirements.

- (c) All appendix registered quarter horse mares foaled prior to August 1st 1990 shall have the same status for registration as R and Q mares.
- (d) For all appendix registered quarter horse mares foaled after July 31st 1990, provided they meet the bloodline requirement for two generations, will be accepted as part of the bloodline requirement.
- (e) All 'A' numbered quarter horse mares, foaled after July 31st 1995 which are by a 'Q' numbered horse out of a foundation mare, will only be accepted if the outcross is stud book thoroughbred.
- (h) Refer to Rule 115 concerning AQHA and ASB stallions.
- (i) PHAA reserves the right to accept any Paint, Paint Bred or Breeding Stock horse and record the transfer or lease of a PHAA registered horse into the registry when the breeding is proven to the satisfaction of the Association.
- (j) Thoroughbred mares and stallions that are used for Paint Horse breeding must be registered in the Australian Stud Book records. Horses noted with a suffix of "ntb" will not be accepted until verification of thoroughbred only bloodlines is received from the Keeper of the Australian Stud Book.
- (k) As from 1st August 2009, all 'A' numbered quarter horse stallions which are by a 'Q' numbered horse out of a foundation mare, will only be accepted if the outcross is stud book thoroughbred.
(Refer BOD meeting Sept 2010)

103. COLOUR REQUIREMENTS:

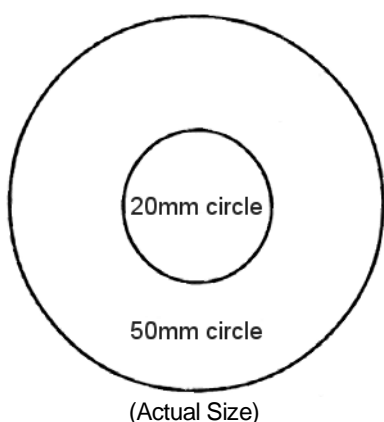
White hair or white coat marking must have pink underlying skin.

- (a) For a horse to be registered in the Regular Registry, it must be a recognisable Paint Horse. All questionable cases will be referred to the Registration Committee for recommendations to the Board of Directors. A Paint Horse may be white and any other colour such as black, bay, sorrel, dun, palomino, roan, cremello, etcetera. The PHAA Office shall determine questionable colour registration cases. However, the Registration Committee

shall be called upon to decide colour questions in the event of a borderline case.


- (b) For the purpose of this rule, the term 'Natural Paint Marking' shall mean a predominant hair coat colour and contrasting white hair which has underlying pink skin. The patch of white hair regardless of shape, must extend somewhere beyond the perimeter of a 50mm circle and the patch of underlying pink skin must extend somewhere beyond the perimeter of a 20mm circle. The marking can be anywhere on the horse behind reference line 1 and above reference lines 2 & 3. Non – qualifying areas include lips of vulva, shaft of penis and inner sheath not visible without physical manipulation of the area.

In the event of a horse that is predominantly white, there must be contrasting pigmented skin, which extends beyond the perimeter of a 20mm circle.



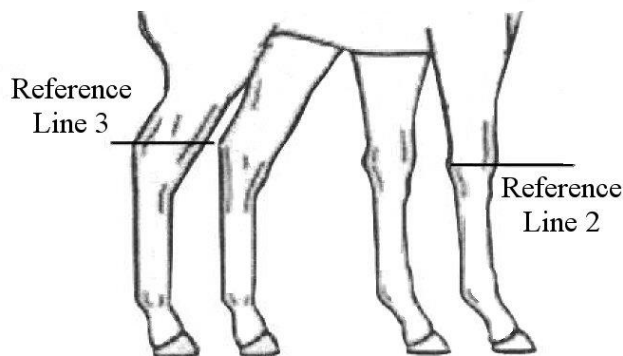
PAINT HORSE REFERENCE LINES

- i) **Reference Line 1:** From the base of the ear forward horizontally to the base of the other ear; from the base of the ear past the corner of the eye to the corner of the mouth, from the corner of the mouth under the chin to the corner of the mouth.



Reference Line 1

- ii) **Reference Line 2:** A level line around the leg at the centre of the knee. (The centre of the knee is determined by using the bony protrusions on the back of the knee as the starting point and drawing a level line horizontally around the knee).
- iii) **Reference Line 3:** A level line around the hind leg at the point of the hock.



(c) Appointment of Classifiers

Whenever the PHAA Registration Committee finds it impossible to make a clear decision on a horse's registration eligibility according to quality i.e. clarity of pink skin (not mottled), amount or appearance of the

contrasting colour and/or the underlying skin based upon pictures, a visual on-site inspection will be required. The Board of Directors will appoint suitable persons to be inspectors for these purposes and has the authority to revoke the given authority at any time.

The owner of the horse in question must submit an inspection fee and pay mileage and expenses as economic conditions warrant. The inspector shall fill out a complete report on the horse in question and submit that report to the Registration Committee to be considered.

- (d) A member shall refrain from any discussion or contact with the inspector concerning the inspection after the assigned inspection has been completed. Any question or discussions concerning the inspection shall be between the member and the Association office. Any member violating this 'code of ethics' shall be subject to disciplinary action.
- (e) Under the provision of (c) above, no officer or employee of the PHAA except the inspector will inspect a horse for colour or express an opinion on the registration eligibility of a horse. A Director may express an opinion on the registration eligibility of a horse; however, this is not recognised by the PHAA as a formal inspection under paragraph (c) above.
- (f) When any horse whose hair or underlying skin is considered to be unnatural by the inspector, the Association shall have the option of sending a PHAA representative to supervise the collecting of hair and/or skin biopsies (taken by a licensed veterinarian) to be sent to an approved laboratory.
- (g) When a protest is filed questioning the eligibility for registration of a horse on the grounds of having unnatural markings or no white markings and this protest is deemed valid by an officer, director, or employee of the Association, the Association has the right to suspend the registration or recall the certificate of pedigree until such time as adequate tests can be made to determine whether or not the horse has unnatural markings or no white hair/pink skin. Such tests could include samples of hair and/or skin biopsies.

If the owner, trainer or person responsible for the protested horse refuses to make the horse in question

available to the PHAA representative in order for adequate tests to be made, the registration shall be cancelled immediately.

- (h) All the cost with the testing of a horse for unnatural markings will be at the expense of the owner should such tests prove the markings on the horse to be unnatural.
- (i) A horse which is found to have unnatural markings or markings altered in any way by surgery, dye, or in any other manner will be rejected for registration and the owner may be barred from the Association, except in the incidence of animals being tattooed under the direction of veterinary advice to prevent degenerative skin diseases to eyes, ears, nostrils and genitals. These horses' papers will be marked, noting the changes with photos to be kept on file.
- (j) When the registration department of the PHAA rejects an application for registration for an apparent lack of colour, the applicant may request an inspection and reconsideration.

Should the registration again be denied following the inspection, appeal may be made to the Executive Committee.

Action by the Executive Committee shall be final as to all applications except upon showing that there has been a change of circumstances that would justify the application being reviewed subsequent to a rejection.

Any horse rejected by the AQHA for excessive white markings may be eligible for registration in one of the registries of the PHAA. See Crop out

105. MEMBERSHIP AND REGISTRATION:

- (a) The individual or the individuals applying for registration of a horse; the exact name of the individual, partnership name, corporate name or family name shall be the same as that appearing on the membership card.
 - a. Horses will only be registered into the name/s of current financial members.
 - b. Registration applications must be signed by all individuals or nominees as they appear on the membership.

Exception: Only one member's signature is required when the horse is to be registered in the EXACT membership name of the dam owner or owners

(Rule change approved BOD meeting June 2013)

- c. Two memberships may not be included on a registration application except in the case where an individual Life member is added to a Single or other Life member. In which case both members' names may be recorded as registered owners and shall appear on the registration certificate. (Refer Rule 3(d))

(Rule change approved BOD Meeting June 2012)
- (b) The recorded owner or lessee of the dam at the time of foaling is responsible for the registration of the foal and will be listed on the registration application as the first owner of the foal. The recorded owner or lessee of the dam at the time of foaling should actually sign the registration application and should either have a membership in exactly the same name as the dam is recorded on at time of foaling. If the foal is to be listed in any other party's name than the recorded owner or

lessee of the dam at the time of foaling, then a transfer report or proof of ownership would be required.

- (c) All hair whorls, scars and brands (if branded) must be recorded on the application for registration.

106. AGE COMPUTATION:

The age of a horse and youth is computed by the year starting on August 1 and ending July 31. A horse is a weanling during its first year, it is a yearling in its second year, etcetera, regardless of the time of year foaled -e.g. A foal born March will be a yearling on August 1, 2001, and would show in a '2000 foal' class.

A horse is not eligible to participate in events approved by the PHAA if its age as determined by examination of its teeth does not correspond to the age shown on its registration certificate, such determination by tooth examination to be made in accordance with the current Official Guide for determining the age of the horse as adopted by the Veterinary Association.

107. REGULAR REGISTRY:

All horses in the Regular Registry will be identified by a registration number. The Regular Registry shall include:

- (a) All paint colts, fillies and geldings foaled after August 1993 which meets the bloodline requirement of Rule 102 and the height requirement of minimum of 14hh at 5 years of age.
- (b) All Paint mares and geldings foaled after July 31, 1974, which are over two years of age and which meet the bloodline requirements of Rule 102 and the height requirement of a minimum of 14 hands.
- (c) All Paint mares, geldings and stallions over two years which have advanced from Appendix Registry.
- (d) Any horse foaled prior to the deletion of the appendix Regular Registry which had not been advanced to the regular registry and which meets the bloodline requirement of rule 102, the colour requirement of 103 and the height requirement of 14 hands at five years of age.
- (e) Horses that have been DNA tested as carrying any paint specific gene (including but not limited to OLWS, Tobiano, Splashed White, Sabino), or having produced a coloured foal will not be accepted in the Regular Registry unless they meet the minimum colour requirements of the PHAA for Regular Registration.
- (f) All paint horses must be DNA typed on registration. A horse is not considered to be registered until such time as DNA result has come back from the laboratory and entered onto the studbook records of the PHAA. The record will be displayed as PENDING on the Studbook until a registration number has been issued by the PHAA. Horses recorded as pending in the studbook CANNOT be shown or bred.

Veterinary Certificate:

Persons making application for registration of stallions to this registry must send a recent Veterinary Certificate of Soundness (form to be supplied by the PHAA) with completed application form, to the Association office. (Veterinary Certificates are not necessary for geldings.) Stallion advancement forms are available from the PHAA.

Photos:

Four recent photos are required for all new Certificates of Registration.

108. PAINT BRED REGISTRY

As of 1st August 2013, Paint Bred horses are eligible to compete with Regular registered Paint horses in all performance events, including National Show, State shows and Paint O Ramas. All Paint bred and Regular registered horses will be eligible for performance, Youth, Amateur and Masters Amateur competition and Honour Roll awards. Paint Bred horses can only compete and obtain points from Halter classes for Paint Bred only horses. Paint Bred horses will remain in separate Honour Roll for halter competition.

Horses are eligible for registration in the Paint Bred registry provided they meet the following requirements:

- (a) Solid foals of two PHAA registered horses, provided one parent is registered in the regular registry of the PHAA, OR
- (b) Solid foals from a PHAA regular registered horse and a registered Quarter Horse or Thoroughbred {Australian Stud Book or AJC as per rule 102(a)}. OR
- (c) Solid foals from a PHAA registered horse which has been certified as carrying any paint specific gene (including but not limited to OLWS, Tobiano, Splashed White, Sabino) and another PHAA registered horse, a registered Quarter Horse or Thoroughbred {Australian Stud Book as per rule 102(a)}.
- (d) All solid mares and stallions foaled after July 31st, 1974 must be sired by a registered Paint, Quarter Horse or Thoroughbred stallion and Breeders Certificate or statutory declaration of breeding must accompany the registration application.
- (e) All solid mares and stallions foaled after July 31st, 1979 must have both the sire and dam registered with the PHAA Regular Registry, Paint Bred or Breeding Stock registry, AQHA, ASB {subject to rule 102(a)} or a combination of two of these Associations.
- (f) These horses must reach a minimum height of 14hh at five years of age.
- (g) For the purposes of this rule, 'solid' refers to a horse with a PHAA registered parent and which does not meet the colour requirements of Rule 103.
- (h) All solid horses must be DNA typed on registration.

109. BREEDING STOCK REGISTRY

- (a) Solid mares and stallions of breeding and quality, which qualify under the bloodline requirements of rule 102 but do not have a parent in the Regular Registry or do not have a parent which has been certified as carrying any paint specific gene (including but not limited to OLWS, Tobiano, Splashed White, Sabino), are eligible for Breeding Stock registration. These horses will have a registration number prefixed with the letter X and will not be eligible to obtain PHAA awards or be eligible to be shown as a Breeding Stock horse. These horses are of AQHA, PHAA and/or ASB bloodlines only and their registration is subject to approval by the PHAA Board of Directors. These horses must reach the minimum height of 14hh at 5 years old.

- (b) Geldings are not eligible for this registry. If a horse was registered as a colt and is then gelded, their papers will be marked as such and be returned to the owner.

110. DELETED

111. GENETIC TESTING

(Rule 111 fully updated approved BOD meeting Sept 2013 and December 2015)

- (a) PHAA Listed Stallions: All PHAA listed stallions must have their parentage DNA test results on record. This rule applies to all imported QH stallions and frozen semen from QH stallions not residing in Australia. Parentage DNA test results have to be on file with the PHAA through Racing Australia Equine Genetics Research Centre. Parentage DNA test results will be accepted from the American Paint Horse Assoc. Foals sired by a listed stallion that does not have its parentage DNA test results on record with the PHAA, will not be accepted for registration.
- (a) **Mares:** From 1st January, 2012, all mares used for breeding purposes must have their parentage DNA test results on record with the PHAA. No foals will be registered with the PHAA unless parentage DNA for both sire and dam is on record with the PHAA.
- (b) **Fillies:** From 1 August 2016 all fillies and mares must provide proof DNA as part of the registration application.
- (c) All hair samples for testing are to be submitted to Racing Australia, through the PHAA or any other organization that the PHAA designates. Any sample submitted for DNA testing to the PHAA and subsequently Racing Australia and its agreed testing Laboratory, the resulting DNA profile remain the property of the PHAA.

Explanation: This change has been brought about by the Lab who requested the clarification be made. They are responsible to the organization who requested the DNA profile not the owner of the horse from which the DNA sample was taken. (Rule 111 (d) updated approved BOD meeting June 2014)

- (d) The Association may require any member to make available a horse in his ownership or control, for the purposes of DNA Parent Validation Testing. Such DNA testing shall be done by an organisation approved by the Association, and the Association may, at its discretion, appoint a representative to be present during the collection of the hair sample.
- (e) **HERDA** - From 1st August 2007 all imported horses and imported frozen semen donors of 'Poco Bueno' bloodlines must be tested and their status recorded for the genetic condition, HERDA. The PHAA would encourage members to voluntarily test all Australian horses that trace back to 'Poco Bueno' and have that status noted on the horse's studbook records. Where the status of both parents has been tested negative, no further testing of progeny is required.
- (f) **PSSM1** - (Rule rescinded - effective 2013 AGM)

112. UPGRADE FOR BREEDING PURPOSES

- (a) All filly foals born from 1st August 1999 must be DNA tested before the filly's progeny can be registered with the PHAA.
- (b) Fillies / mares will require:

- (i) As from 1st January, 2012 parentage DNA testing to be completed and on PHAA file prior to being bred. A penalty fee shall apply to mares which are bred without parentage DNA results on file with the PHAA.
(Rule change effective October, 2011 BOD meeting)
- (ii) PSSM1 - (Rule rescinded - effective 2013 AGM)
- (c) All colts / stallions must be registered with the PHAA for breeding purposes prior to being used for breeding. Colts / stallions will be eligible for acceptance –
 - A. On production of a certificate signed by a qualified veterinarian stating that the horse is –
 - (i) Not a cryptorchid. Not a monorchid
 - (ii) That both testicles are fully descended and of even size
 - (iii) Not parrot mouthed
 - (iv) Shows no visible signs of hereditary unsoundness
 - (v) At least 14 hands high at the withers
 - B. When DNA testing is completed and on PHAA files
 - C. On payment of relative fees
 - D. PSSM1 - (Rule rescinded 2013 AGM)
- (d) Any member failing to comply with this rule will incur a penalty fee
- (e) Stallions four years of age and older must have been upgraded for breeding purposes to be eligible to be shown and obtain PHAA points.
- (f) When a registered AQHA or ASB stallion has been upgraded with the AQHA or ASB and is also registered as Paint Bred with the PHAA, it need not be upgraded for breeding purposes with the PHAA but must be listed with the Association prior to breeding and have his DNA on record with the PHAA.
(Rule change approved BOD Meeting June 2012)

A registration certificate will be issued when all is in order.

113. HYPP (HYPERKALELEMIC PERIODIC PARALYSIS)

The PHAA require HYPP testing of horses carrying the 'Impressive' Bloodline. A positive horse by the term of definition is HYPP N/H & HYPP H/H. At the direction of the Association, all horses bred from stock which is HYPP N/H or HYPP H/H is required to be tested for HYPP.

HYPP positive horses are to be advertised as such when standing at stud and for sale/lease. No horse bred from HYPP N/H or HYPP H/H stock will be registered unless tested for HYPP. Test results are to be marked on the horse's papers for horses foaled prior to 1996. From 1st August 1996 no positive foals will be registered. Imported horses and frozen semen testing HYPP N/H or HYPP H/H are not eligible for registration. All imported horses or international horses registered with the PHAA for the purpose of frozen semen or foals of resultant imported embryo must have their HYPP status on file.

114. EMBRYO TRANSFERS

Embryo transfers are permissible under strict guidelines as set out by the PHAA. Fee for embryo transfer is according to the PHAA schedule of fees plus normal registration fees.

(Rule change effective March, 2011 BOD meeting)

- (a) Any PHAA registered mare and mares of approved breed registries are acceptable as a donor mare, provided the

mare is at least twenty-four months old at the time the embryo transfer is performed;

SELECTION OF MARE

- (b) The donor mare must be registered as a donor mare with the PHAA;
- (c) The donor mare shall be Blood typed/DNA tested before commencing the programme and the result recorded in the office;

THE STALLION

- (d) Any stallion shall be PHAA registered or registered with approved breed for use in embryo transfer;
- (e) The stallion shall be Blood typed/DNA tested prior to commencement of programme and results recorded with the PHAA;

THE FOAL

- (f) PHAA to be notified of the foaling date and foal be available for identification by Veterinarian or authorised inspector of the PHAA;
- (g) Foal to be Blood typed/DNA tested and re-identified with recipient mare prior to weaning;
- (h) Only four genetic offspring per year shall be eligible for registration. The first four registration applications received will determine eligibility.
- (i) The embryo and subsequent foal shall be deemed to be owned by the registered owner or recorded lessee of the donor mare at the time of conception.
(Rule change approved BOD meeting March 2014)

115. LISTING OF AQHA AND AUSTRALIAN STUD BOOK REGISTERED HORSES:

- (a) Stallions registered with the ASB, AQHA, AmQHA, or other Association recognised by the AmQHA are required to be listed with the PHAA prior to the registration of their foals. The PHAA Application must be made for listing only and not registration. There is a fee for listing each stallion which includes DNA testing and a PHAA Service Certificate book and listing on the PHAA website. This identification is beneficial to the stallion owner because it gives the PHAA the correct signature(s) to honour on breeding certificates and it allows these stallions to be listed in the PHAA Studbook. A copy of the Stallion's registration and pedigree is required with listing application form and fee. Stallions who are bred to Paint Horse mares prior to being listed with the PHAA, will incur a penalty fee which must be paid prior to any registration of progeny.
(Rule change approved BOD Meeting June 2012)
- (b) Mares registered with the ASB, AQHA, AmQHA, or other Association recognised by the AmQHA may be listed with the PHAA prior to the registration of their foals. The PHAA Application must be made for listing only and not registration. There is a fee for listing each mare. A copy of the Mare's registration and pedigree is required with listing application form and fee. Breeders have a choice of listing Quarter Horse and Thoroughbred mares or sending a copy of the dam's registration papers with each foal's registration application.

- (c) All AQHA stallions must have their initial breeding fee paid and their AQHA registration papers marked accordingly prior to being listed by the PHAA.
- (d) QH and TB mares may have a choice of being listed by people who do not wish to include a copy of the mare's registration papers with each foal registration. A fee will be charged for this service. It will be acceptable to send a copy of dam's registration with each foal's registration.

116. FORFEITURE OF FEES:

Failure by any person to acknowledge any PHAA correspondence relative to the registration of any horse will result in that file being closed and all fees forfeited. Thirty (30) days after the first notice, a second notice will be mailed. If there is no reply within 30 days after the second notice, the file will be closed. A notice concerning the requirements to finalise the file will be issued. If any person does not reply within 2 months from the date notice, the file will be closed.

117. ARTIFICIAL INSEMINATION (AI)

GENERAL

- (a) All stallions accepted for registration or listing with the PHAA may use Artificial Insemination for breeding purposes.
- (b) Where Artificial Insemination is used as the breeding method, breeding certificates and breeding returns must record this information. An Insemination certificate for each mare bred, must be completed and lodged with the stallion breeding return. The insemination certificate must be completed by the attending Veterinarian or other authorised AI technician.
- (c) It is recommended that foreign owners of stallions appoint a PHAA member resident in Australia as an agent to sign all relevant documentation. An agent's form should be lodged in accordance with Rule 12.
- (d) The foreign owners of stallions not located in Australia are required to hold PHAA membership (Paint stallions only) unless they appoint a PHAA member resident in Australia as an agent to sign all relevant documentation.

In addition to the above, the following specific rules apply

CHILLED FRESH SEMEN

- (e) For mares bred using chilled fresh semen, breeding returns and stallion service certificates must be signed by the recorded stallion Owner or Owner's agent.

FROZEN SEMEN

- (f) If frozen semen is being imported from a foreign registered stallion, that stallion must be registered or listed with the PHAA prior to breeding. And a copy of their DNA Markers be on file with our Laboratory. (refer Rule 101)
- (g) There are no limitations to the period of time the semen can be stored or utilised after the death or gelding of a stallion.
- (h) Frozen semen from deceased stallions will be accepted for registration or listing, with the PHAA provided the stallion has been registered and upgraded for breeding purposes with an approved registration authority in its country of origin. The last registered owner of the stallion must authorise the listing or registration with the PHAA

- (i) Should the stallion be sold, die or be gelded, the PHAA must be notified by the registered owner.
- (j) Frozen semen owned by someone other than the Stallion Owner. In the case where frozen semen from a stallion registered or listed with the PHAA is purchased by someone other than the registered Stallion Owner, the purchaser may record this information with the PHAA. In such cases the following rules apply:
 - a. A registration of Frozen Semen Ownership application may be lodged together with the proscribed fee. The signature of the current recorded stallion owner or agent, or evidence from the registered stallion owner or agent at the time of purchase, must be provided.
 - b. Upon approval of the application a certificate for registration of Semen Ownership may be issued by the PHAA which allows the owner of the semen to sign and lodge breeding returns for the stallion whose semen they own. A copy of the semen ownership certificate must be included with the stallion breeding return.
 - c. The registered owner of semen is only authorised to lodge breeding returns and service certificates for the semen which they own. These breeding returns can be in addition to returns lodged by the stallion owner or other owner(s) of semen.
 - d. A certificate for Registration of Semen Ownership may only be cancelled by the registered owner of the semen.
 - e. A certificate for the Registration of Semen Ownership may be transferred to a new owner upon completion of a transfer form and payment of the prescribed fee.
 - f. For all transactions, including registration, transfers and lodging of breeding returns for frozen semen, the Semen Owner must be a current financial member of the PHAA.
 - g. In no case will the PHAA assume any responsibility on settling any contractual or civil matter that arises regarding ownership or otherwise of frozen semen.
 - h. The Board of Directors reserves the right to deny or accept applications for Semen ownership on a merit and case by case basis. **

(Rule change approved BOD meeting May 2014)

118. PHOTOGRAPHS:

All applications for registration must be accompanied by four clear recent pictures which shows each side, front and rear. Pictures will be kept permanently on file with the registration applications. Please provide good clear *recent* photographs.

Pictures are to be taken of an unsaddled horse standing still, held with head in normal position. Show all four legs in each side picture and full frontal of face in front on picture. If horse has a mane, hold it away from the side being photographed so neck markings are visible.

For light coloured horses (palominos, duns, greys, roans, etcetera), wet the horse thoroughly so that the dark skin pigment shows clearly the location and patterns of your horse's colour. This is best done on an overcast day so the sun does not cause dazzle from the wet coat, as this makes the pattern hard to discern.

Ensure that your horse is clean as sometimes dirt and stains can look like part of the colour pattern.

If the 'natural paint marking' is of minimal size or is not clearly visible in the four photographs, additional pictures must be submitted and must be clean and taken as close to the spot as possible, yet to include the entire spot and remain CLEARLY in focus.

Inadequate photographs will cause delay in the processing of papers as you will be asked to supply better pictures. Pictures should be clear so markings can be distinguished.

Photos are accepted by:

Hard copy - Original photo must be at least 6" x 4" (15cm x 10cm) in size and on good quality photographic paper. Please record the horse's name on reverse side (be careful not to write so heavily that the writing is seen from the other side)

Digital - images are accepted via email or on disk. Preferred file is a *.jpg file.

119. YEARLY STALLION BREEDING REPORTS:

The owners or lessees of all PHAA registered and listed stallions must make a written report on forms furnished by the Association on or before the first day of July of the year in which the mares are bred, showing all mares bred to said stallion during the year. This includes all mares owned by the owner of the stallion as well as outside mares. This report shall include all breeding dates or dates of exposure.

Stallion owners or lessees are required to pay a fee per mare bred as listed on the Stallion Breeding Reports, this to be paid at the time Breeding Report is returned to the Association.

A Stallion Breeding Report must be on file with the PHAA prior to any registrations being processed for foals by that stallion.

Penalty fees:

A penalty per mare will be charged on all late reports. If a report is not filed within 6 months the PHAA board may take further action which may include suspension of the stallion owner / lessee.

Triplicate Breeding Certificates:

(Certificates of Service) are also required by stallion owners for mares that are bred and certified in foal to his stallion. This Service Certificate must accompany the resulting foal's application for registration where it will be checked with the Stallion Report.

All mares must be listed whether tested in foal or not. Stallion owners must state full date and year mares are bred. Paddock bred is not sufficient. When paddock bred, owners must state date when mare is placed in paddock and date she is taken out. If Stallion Report and fees are not in PHAA Office by 1st July each year and owners do not comply with PHAA rules, no foals can be registered.

120. DELETED

121. DUAL REGISTRATION:

Horses registered with the PHAA may be dual registered with the Pinto Association, AQHA, ASB, JC and / or any other Association they may qualify for. Refer rule 102

122. STALLION OWNERS SERVICE CERTIFICATE:

1. Service Certificate books are available to financial owners or authorised agents of a registered or listed PHAA Stallions from PHAA Office (see Schedule of Fees).

2. A stallion owner is requested to issue a service certificate for every mare covered by his stallion, including those mares he also owns. The pink copy is given to the mare owner, the yellow is retained for the stallion owner's records, and the white copy forwarded to the PHAA Office with the Yearly Stallion Report. On a Service Certificate, the Association shall only recognise the signature of a full member or nominee. If a mare is served by more than one stallion during the season, her owner must obtain a breeder's certificate signed by the owner of each stallion involved and giving dates of service, and must submit each such breeder's certificates to the Association.

Mare Owners:

When your mare is certified in foal, the stallion owner will issue a breeding certificate. The pink service certificate must accompany the resulting foal's application for Registration.

The breeder of a horse shall be the owner of the dam at the time of service, except when a mare is held under lease at the time of breeding (and written notification of such lease signed by the lessor is on file with the PHAA at time of registration), in which event the registration certificate shall show the lessee as the breeder.

No foal will be accepted by this Association unless a pink Service Certificate accompanies the horse's application for registration.

123. LEASES:

For a lease of a horse to be recognised by the Association, whether for breeding, racing, showing or performance purposes, written notice of its existence shall be filed with the Association on a form provided by it, signed by both the lessor and lessee, and submitted with the prescribed fee. The notice shall provide the effective date of lease and may provide a termination date. The lease will be recognised for a maximum period of two years, and is renewable. It may be terminated by written notice, giving termination date, signed by both lessor and lessee. No additional fee shall be charged for termination, whether automatic or by subsequent notice thereof. Registration papers are to be retained by the Office and a duplicate certificate with an expiry date is to be issued to the lessee.

During the effective term of the lease, the Association will not record subsequent changes in ownership until the lease is terminated.

Applications for registration submitted on all horses must be accompanied by a breeder's certificate signed by the record owner of the sire with the following exceptions:

- (a) When a stallion is bred under lease agreement or a mare is held under a lease and such written lease agreement is held in the office of the Association and when such lease specifically - in clear and unambiguous terms - authorises the Association to accept the signature of such lessee on breeder's certificates and stallion breeding reports, then the signature of such person shall be recognised.

(Upon cancellation or other termination of any such lease agreement, the owner immediately shall give written notice to the Association and to the lessee (with copy to the Association). Upon receipt of such notice, the signature of such lessee on breeder's certificates and stallion breeding reports will no longer be recognised except as to breeding which occurred in the period covered by the lease agreement and prior to the date such notice is received).

- (b) When written authorisation (on a form furnished by the PHAA on request) has been filed in the PHAA Office, the Association will accept the signature of such authorised individual on a breeder's certificate. The written authorisation must be signed by the recorded owner of the horse specified in such authorisation.

Lease documents are available from the office upon request. Signed leases will be required to be lodged with payment of the lease fee to the office within the timeframe listed on the lease form, otherwise a late lodgment penalty will be incurred.

See also Rule 237 Amateur Activity.

124. TRANSFERS:

- (a) Blank Transfer Report/Bill of Sale forms will be furnished free by the Association upon request. The registration certificate must accompany the completed transfer form to the Association in order for the horse to be recorded in the name of the new owner within 30 days of date of purchase, otherwise a penalty fee will apply;
- (b) When ownership of a registered horse is transferred (unless the transfer be "without papers"), the seller at the time of the transfer shall deliver to the buyer the applicable registration or listing certificate together with a written report of the transfer, which written report shall be signed by the seller, who shall be the recorded owner on the records of the Association;
- (c) It shall be the responsibility of the seller to complete the transfer form in its entirety to include the correct name and registration number of the horse, date of sale, name and address of the purchaser and signature and address of the seller. Should a seller of a registered horse sell a horse and fail to complete the transfer form and this fact is established, the seller may be assessed a penalty and such violations shall be noted. This penalty shall not apply when a horse is consigned at a regular auction sale, where it shall be the duty of the sale manager to insert on the transfer the complete name and address of the purchaser. The purchaser shall forward the completed transfer form and certificate with the applicable fee to the Association for appropriate action;
- (d) On a transfer form, the Association will require the signatures of all joint owners of a horse, unless the joint owners have filed in the PHAA Office a written agreement to the effect that one or more of the joint owners have the authority to sign for all such owners;
- (e) When the written authorisation (on a form furnished by the PHAA upon request) has been filed in the PHAA office, the Association will accept the signature of such authorised individual as sufficient to complete the recording of the transfer. The written authorisation must be signed by both the record owner of the horse specified in such authorisation and the person being authorised to sign a transfer;
- (f) In no case may the ownership name (whether an individual or otherwise) exceed 30 characters (letters and spaces);
- (g) No person shall make any alteration on a completed transfer form nor in any manner deface, change or amend the provisions of it;

- (h) To correct the date of a transfer recorded with the PHAA it is required that the Association be provided with signed statements from both the purchaser and the seller on the transfer report that is to be corrected, giving the date, the horse's registration certificate and the correction fee;

- (i) Purchasers must be members of the PHAA for transfers to be effective.

125. REGISTRATION DECISIONS:

- (a) In all proceedings concerned with or affecting the registration and records of the Association and in all disciplinary actions, the burden of resolving any doubt as to the true parentage or identification of an animal shall be upon the applicant, owner, lessee or other member or members involved, and the determination, decision and action of the Board of Directors upon all such questions shall be final and binding upon all parties.
- (b) In any case of doubt regarding the true parentage or identification of a horse, blood tests/hair samples may be required, and, taking into consideration the results of such tests and such other information as may be available, the Board of Directors may authorise such corrections in the records as may be determined to be necessary or appropriate. Owners are responsible for all costs. All certificates are issued with the right to cancel or revoke.

125 PROTESTS

When a protest is filed questioning the eligibility for registration of a horse and this protest is deemed valid by an officer, director, or employee of the Association, the Association has the right to suspend the registration or recall the certificate of pedigree until such time as adequate tests can be made to determine the eligibility of the registration or the horse. Such tests could include samples of hair and/or skin biopsies.

If the owner, trainer or person responsible for the protested horse refuses to make the horse in question available to the PHAA representative in order for adequate tests to be made, the registration shall be cancelled immediately.

The Board may determine that all costs incurred with the testing of the horse for this purpose will be at the expense of the owner should such tests be substantiated. Should the horse be found to meet the requirements for registration the Board may determine the person lodging the protest be liable for costs incurred.

126. PREFIX OR STUD NAME:

Letters are permissible providing that there are no less than two letters. One prefix and its abbreviation where possible, only is allowed per membership.

(Rule Book effective 1st August 2012)

An initial fee is imposed on registering a prefix (see Schedule of Fees). The name registered may be used as a stud prefix but is essentially a prefix to the name of the horse. However, it is not compulsory that it be used as a horse name prefix.

Any member with a recognised stallion's name as a prefix, if not already used, is permissible.

All prefixes and stud names are registered with the original registering member for life. If the member becomes un-financial, that prefix or stud name will not be re-issued to another member in any circumstance.

(Rule change approved BOD Meeting August 2016)

Individual memberships or constituent members on agreement can use the same prefix. The Associations office must receive in writing an authorisation signed by the nominee of each membership.

The Registration Committee can refuse to accept names or prefixes which are likely to be confused with other horses or prefixes, or are misleading to their sex.

Members can apply for the use of a prefix in the naming of horses (this should not be confused with the necessity to register the business name of the stud name with the Department of Fair Trading or another relevant department). Only one horse prefix per membership shall be allowed.

The application for a prefix shall be accompanied by the appropriate fee as set out. The Association reserves the right to approve or reject absolutely any prefix it deems unacceptable and no prefix shall be used until notification of approval has been received in writing from the Association.

A prefix may only be used when the person registering the horse is also the breeder of the horse or when written permission is given by the owner of the prefix to the breeder of the said horse.

127. CORRECTION OR ALTERATION OF CERTIFICATES:

Correction or alteration of an original Registration Certificate may be obtained upon written application from the owner or lessee provided that:

- (a) The Association approves of such alteration;
- (b) The owner or lessee provides such information as may be required by the Association to ensure that the correction or alteration is valid;
- (c) The owner or lessee submits the horse for inspection if required by the Association;
- (d) The required fee as set out has been paid.

All corrections or alterations must be made by the Association. Any certificate which has been altered or defaced in any way other than by the Association is liable to cancellation and the issue of a duplicate certificate required.

The Association may correct a horse's Registration Certificate if the current owner files the proper statutory declaration - duly notarised, completed in all respects, and stating the corrections and giving reasons for same - and pays the required fee.

128. DUPLICATE CERTIFICATE:

The Association may issue a duplicate certificate of registration provided that:

- (a) The owner or lessee makes application for such certificate and furnishes a statutory declaration giving full details of the circumstances surrounding the loss of the original certificate;
- (b) Such application is accompanied by four clear photographs showing both sides, front and rear views of the horse. (see Rule 118 Photographs);
- (c) The required fee as set out has been paid;
- (d) Association is satisfied as to the circumstances surrounding the loss of the original certificate.

129. NAMING A HORSE:

Each horse for which registration is applied must be given an acceptable name. Provided that a prefix is used before each name, there is no restriction to the names available to members. The PHAA reserves the right to refuse any name it deems unacceptable or inappropriate.

The name shall not exceed twenty-five (25) characters (this includes letters, punctuation marks, blank spaces and prefix).

- (a) An apostrophe is the only punctuation mark permitted in a name;
- (b) No Arabic or Roman numerals are permitted.

The Registration Committee can refuse to accept names for horses which pertain to religion, the Crown, or notable persons without their written consent.

Names may be reserved for future use upon payment of a fee.

A period of twenty (20) years must elapse following the death of a horse before the name of that horse can be used again in the registry.

The Registration Committee can refuse to accept names or prefixes which are likely to be confused with other horses, prefixes or misleading to their sex.

All paper work including show entries, point sheets and breeding returns must have the full registration name of the horse (including stud prefix) used at all times.

130. CHANGE OF NAME:

The name of a horse which has been registered may be changed provided that:

- (a) Its name has not been listed in a printed copy of the Stud Book;
- (b) Application is made by the owner;
- (c) The change of name is approved by the Association;
- (d) The horse has never started in a recognised race or approved show or been awarded half a point or more in the Association's Performance Register;
- (e) In the case of a stallion or mare, the horse has never been bred;
- (f) Approval in writing from the owner of the dam at the time of registration or recording is received by the Association;
- (g) The required fee as set out has been paid.

The Association may request the change of a horse's name if it is found that the name has been duplicated.

131.a DISPOSAL NOTIFICATION RULES

If a registered horse is sold or disposed of, without papers, and the owner does not inform the Association within 30 days of the sale or disposal, the Association may transfer ownership of the horse to the new owner under the following conditions:

- a) Purchaser to supply a Bill of Sale from the Vendor or proof of

payment;

- b) Horse is to be Parent Verified to Association records;
- c) Purchaser to complete and sign a Transfer form;
- d) Purchaser to supply photos of the horse for verification to Association records;
- e) Purchaser to complete a Statutory Declaration outlining how they obtained the horse;
- f) The Association will request a signed transfer from the last recorded owner on two (2) occasions. The first letter to be sent when problem is brought to the offices attention, the second sent after 30 days without response, if no replies are received after 60 days, process to commence.
- g) If the signed transfer form is not forthcoming, and all other conditions in this rule are met, the horse may be transferred to the purchaser subject to Board approval.

Application for an unregistered horse that has been sold or disposed of, that may be eligible for registration.

If a horse is sold or disposed of and a breeding return has been lodged with the Association then the following will occur:

- a) The Association will contact the stallion owner if the stallion owner has not supplied the Association with a Stallion Return for the Breeder with a Service Certificate after all outstanding monies have been paid, the Association will request the service certificate from the stallion owner on two (2) occasions. The first letter to be sent when problem is brought to the offices attention, the second sent after 30 days without response, if no replies are received after 60 days, process to commence.
- b) The Association will contact the stallion owner. If stallion owner has forwarded a Service Certificate to breeder of the said horse, the Association will contact the Breeder;
- c) If the Breeder is not forthcoming with the service certificate the Association will request the service certificate from the Breeder on two (2) occasions over a 60 day period (as above);
- d) The applicant must meet the following conditions:
 - 1. applicant to complete an Application for Registration form including photos.
 - 2. horse is to be PV to Association records
 - 3. applicant to supply Bill of Sale or proof of payment
 - 4. applicant to complete a Statutory Declaration outlining how they obtained the horse.

If all the above conditions are met and the horse is eligible, the Association may register the horse, subject to Board approval, after all genetic testing that is required has been completed in accordance with Rule 111.

The Association will not take any action on behalf of a member or non-member that is in possession of a horse that is not covered by these rules that in requests to have the horse transferred or registered into their name with the Association.

132. SURRENDER OF CERTIFICATE:

When a horse became eligible for advancement from the Appendix Registry, it was necessary to surrender the Appendix certificate of registration. If the certificate of registration in force at the time of qualification for advancement was not surrendered, a Statutory Declaration shall be furnished to the Secretary giving satisfactory cause and reason why the certificate in force cannot be surrendered.

133. UNDESIRABLE CHARACTERISTICS:

Any characteristics of conformation, temperament or movement is undesirable if it is below the standard described under Desirable Characteristics.

134. WHAT IS A PAINT HORSE:

A Paint Horse is a coloured horse registered in the Regular Registry of the PHAA. The PHAA's foundation breeding was basically a

crossing of the better quality coloured mares to outstanding Quarter Horse and Thoroughbred Stallions. With genetics strongly in their favour, and by using these quality stallions in addition to the Registered Paint stallions, carefully inspected for their quality and type, the resulting offspring have been a combination of excellent conformation and exciting colour with quality you could see at a glance and individuality you can spot a mile away.

Breeders have placed conformation, ability and bloodlines on at least an equal basis with colour. Consequently, the Australian Paint Horse is not only colourful but can compete on equal terms - ability and conformation-wise - with all other light horse breeds.

Action

Basically, the Paint Horse should be short coupled for a high degree of action, and have the ability to move quickly for any stock horse event he is called upon to perform. His motion should be straight and true, with fluidity and good stride.

Back

The back (top line) should be short, with a strong loin that fits into a heavily muscled croup. The Paint Horse should also sport a good set of withers - "a place to put a saddle and have it stay there".

Balance

The Paint Horse should show balance, a harmonious development of all parts. His disposition should be highly manageable, but still imply alertness and animation. He should show style and beauty, balance and symmetry - overall quality.

Chest

The chest should be deep, fairly wide, but well forked. It should denote good power, but ample mobility.

Head

The head should be well proportioned to the rest of the body, refined, clean cut, with good width between large clear eyes. The face should be straight, the muzzle relatively small, the mouth shallow and the jaw broad and strongly muscled. Ears should be short to medium size, well carried and active.

Neck

The neck should be fairly long, and neatly join long, smooth sloping shoulders. Short, thick necks are most undesirable. The neck should emulate keenness, and the throatlatch should be ample, but clean cut. The head and neck of the Paint Horse should show boldness and masculinity in the stallion, refinement and femininity in the mare.

Legs

The legs should be straight, true and squarely set. Hocks should be clean cut, correctly set and not too high. The knees should be straight and taper gradually into the leg. The fetlocks should be naturally clean with no excess hair.

Rear

The rear quarter of the Paint should feature a long croup, heavily defined stifle, a hip that runs well down into the leg. The gaskin should be powerful proportionately both inside and outside.

135. IDENTIFICATION GUIDE:

The PHAA will register a horse on Genotype patterning based on proven genetic testing results first and foremost. In the absence of genetic testing results, they will register a horse's pattern based on Phenotype. Genotype and Phenotype's recognised by the PHAA are as follows:

Tobiano

The dark colour usually covers one or both flanks.


Generally, all four legs are white, at least below the hocks and knees.

Generally, the spots are regular and distinct as ovals or round patterns that extend down over the neck and chest, giving the appearance of a shield.

Head markings are like those of a solid-coloured horse—solid, or with a blaze, strip, star or snip.

A tobiano may be either predominantly dark or white.

The tail is often two colours.



Overo

The white usually will not cross the back of the horse between its withers and its tail.


Generally, at least one and often all four legs are dark.

Generally, the white is irregular, and is rather scattered or splashy.

Head markings are distinctive, often bald-faced, apron-faced or bonnet-faced.

An overo may be either predominantly dark or white.

The tail is usually one colour.



Crop out

A crop out is a coloured foal born from two solid non-Paint parents. For registration purposes the parents of a crop out foal must be either:

two registered Quarter Horses

two Studbook Thoroughbreds

Or a combination of these two breeds.

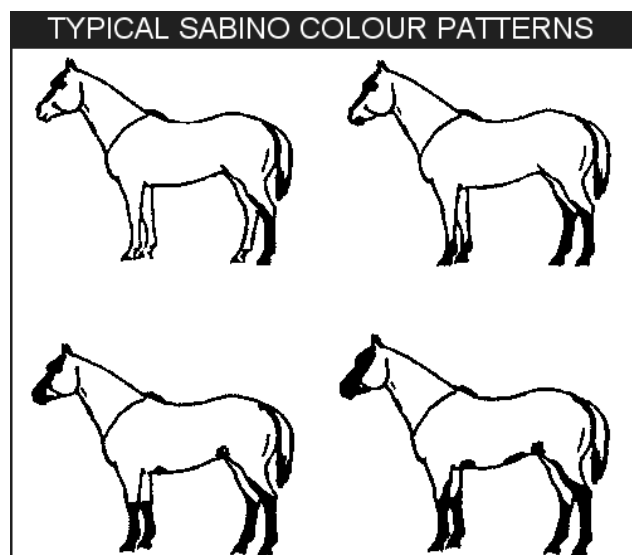
A crop out will generally have 4 white legs, a belly splash and can have anything from a blaze to a bald face.

Any horse rejected for registration with the AQHA for excessive white will be eligible for registration with the PHAA, as long as it meets the bloodline requirements – see Rule 102 and the colour requirements – see Rule 103.

Sabino

"Typical" markings are at least one white sock, (in the majority of cases) back socks usually end in an upward shaped point, white on bottom lip (not always) coon tail (not always) white ticking in coat, particularly in flank area. Small blaze to bald or apron faced. "Louder" examples will have white patches or mottled white areas extending up the legs (particularly hind legs) and under the belly with occasionally a white patch or splash on the body.


White 'ticking' throughout the coat can also be a characteristic of the Sabino coat pattern. (See also 'Roan')



Tobero - Tobiano / Overo Cross

The Tobiano-Overo cross can produce some real puzzles in pattern identification. Some such crosses produce perfectly marked Tobianos, some perfectly marked Overos, some perfectly solid coloured horses. Others show characteristics of both patterns. This combination pattern is called Tobero. This pattern may produce a predominately white Tobiano with Overo traits around the head, that is, a bonnet face or white head with dark ears.

TYPICAL TOBERO COLOUR PATTERNS

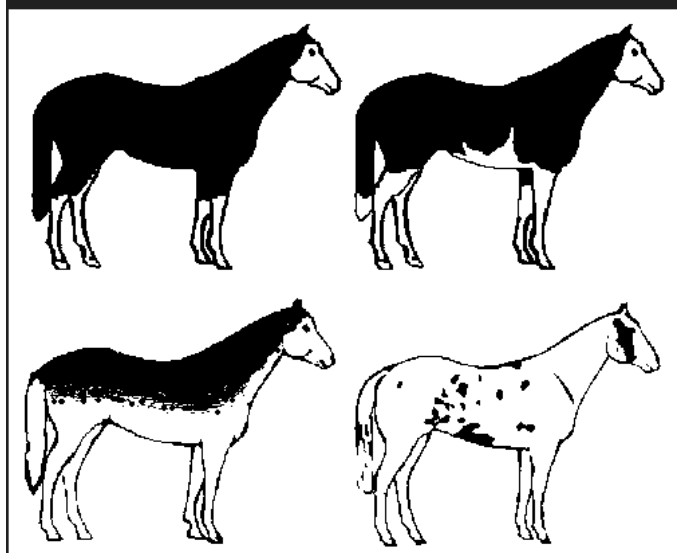


Splashed White

Typical characteristics two pale blue eyes, bald face and head, all four legs are white, all white or partially white tails, white coat pattern progresses from the lower abdomen, shoulders, hindquarters and lower neck, upwards. One description of this trait is as if the horse has walked through a pool of white paint. Topline of horse is usually a solid colour. Deafness may be associated with some forms of splashed white. *(Rule change approved BOD Meeting June 2012)*

The following diagram displays some Splashed White patterns

SOME SPLASHED WHITE PATTERNS



Solid

Horses which do not meet the colour requirements as per rule 103.

135(a) OVERO LETHAL WHITE FOAL SYNDROME

Members should be aware of the risk of an Overo lethal white foal being produced by the breeding together of two Overo horses or two horses carrying the Overo gene. A genetic test is available to detect the presence of the Overo lethal white gene. To avoid the risk of producing an Overo lethal white foal, a genetic test can be

carried out on one or both parents. Test kits are available from the PHAA Office on payment of the appropriate fee.

IMPORTANT NOTE: Not all horses carrying the Overo gene display Overo colour characteristics. Tobiano, Splashed White and Sabino marked or Paint Bred (solid) registered horses with Overo bloodlines may also carry the Overo gene.

i. Overo marked horses that meet the bloodline and minimum colour requirements for PHAA regular registration will be registered and as Overo if:

- a. They have Overo bloodlines; or
- b. Test positive to the OLWS gene (O)

ii. A horse which has been genetically tested to be OLWS positive (O) which meets the bloodline but fails to meet the minimum colour requirements for PHAA regular registration, shall be registered as Paint Bred (Solid). Genetic colour information may be recorded on the registration papers.

136. COLOURS

The PHAA will register a horse on Genotype colours based on proven genetic testing results first and foremost. In the absence of genetic testing results, they will register a horses' colour based on Phenotype.

See our website for updated information

GENERAL SHOW AND CONTEST RULES

SECTION 5 (as reprinted from the 2020 AQHA Rule Book including the 2021 changes)

CLASSES, EQUIPMENT AND ATTIRE

80. GENERAL

80.1 Reruns

Will not be allowed in instances of equipment failure. When exhibitor equipment failure causes a delay or a run to be discontinued, the judge will disqualify the entry.

80.2 Equipment and Accoutrement that is unsafe or unfair -

The Judge will have the authority to require the removal or alteration of any piece of equipment or accoutrement which is unsafe, or in his/her opinion would tend to give a horse/rider an unfair advantage or which he/she believes to be inhumane.

80.3 Lameness - The Judge will examine all horses exhibited in any class for lameness. This is essential regardless of whether the competition indicates it is necessary.

Obvious lameness will be cause for disqualification. Obvious lameness is:

- . Consistently observable at a trot under all circumstances;
- . Marked nodding, hitching or shortened stride;
- . Minimal weight-bearing in motion and/or at rest and inability to move.

80.4 Approved Safety helmets, which conform to the current Australian Safety Standards must be worn in all Hunter Classes, by all exhibitors. The chin strap must be securely fastened under the chin at all times during competition and practice.

80.4.1 Youth competitors must also wear such helmets when competing in Working Cow Horse, Boxing, any AQHA Sporting class, Lead Line and Youth Walk/Jog/Trot classes.

80.5 In all ridden classes horses are to be ridden astride.

80.6 Training Equipment: No training equipment is allowed in the marshalling area or the performance arena one (1) hour prior to the commencement of the show and one (1) hour after the cessation of the show, on each day of the show.

81. PERFORMANCE CLASSES

See Rule 2.4, Rule 82.3, and Rule 83.3 for Prohibited Equipment.

a) A two (2) year old cannot be shown in any ridden classes until 1 April in the year it turns three (3) and must be a minimum of 24 months of age;

b) A two-year-old can only compete in a maximum of three (3) ridden classes at a show and is restricted to Western Pleasure, Hunter Under Saddle and Trail classes;

c) No horse can be entered in both the junior class and the three (3) year old class at the same show. No horse can be entered in both the junior class and the two (2) year old class at the same show;

d) Western Bits for Western Pleasure, Western Horsemanship, Western Riding, Trail, Reining, Ranch Riding, Versatility Ranch, Working Cow Horse and Boxing will be:

- ☐ **Senior horses**, six (6) years and over must be shown in a bit;
- ☐ **Junior horses**, two (2) year old to five (5) year old must be shown with either a bit, Hackamore or Snaffle bit

e) English Bits for Hunter Under Saddle, Hunt Seat Equitation, Hunter Hack. Horses, regardless of age, must be shown with either an English Snaffle, Kimberwick, Pelham and/or full bridle;

f) Other Disciplines Refer to individual class rules regarding mouthpieces

81.1 In Performance classes, the Judge:

- a)** Will not call contestants off the rail at any gait other than a walk;
- b)** Can, at their discretion, require the backing of only the finalists in the class where backing is required;
- c)** Will disqualify a horse that has an open wound and a horse that shows traces of blood;
- d)** Will disqualify a horse if the horse appears sullen, dull, lethargic, emaciated, drawn or overly tired;
- e)** Will disqualify a horse any time a horse's mouth is bleeding;
- f)** Is not to penalise a horse for the way it carries its tail nor for normal response with its tail due to cues from its rider or when changing leads.

81.2 The fall, of a horse or rider being judged, will be cause for disqualification in all classes except for team penning.

- ☐ a horse is considered having fallen when it is on its side and all four feet are extended in the same direction
- ☐ a rider is considered to have fallen when he or she is not astride.

81.3 Any time a horse's mouth is tied or fastened in a performance class; it will be disqualified.

81.4 An exhibitor cannot be tied, buckled or fastened in the saddle in any manner or by any means. Except RWD classes.

81.5 If there is elimination, each horse must be ridden in the actual class by the same rider who rode it in the elimination.

81.6 Barrels can only be used in Barrel classes and in a trail class as an obstacle. Chairs cannot be used as markers or obstacles in any class.

82. ENGLISH

These rules apply to Hunter under Saddle, Hunt Seat Equitation, English Pleasure and Hunter Hack.

82.1 Equipment

a) An English Snaffle (no shank), Kimberwick, Pelham and/or full bridle (with two reins); all with cavesson nosebands and plain leather brow bands must be used. NB: Hack classes are run under EA or Hack Council rules which allow decorative brow bands;

b) Mouthpieces

- ☐ nothing can protrude by more than 1.6mm, below the mouthpiece (bar), such as extensions or prongs on solid mouthpieces
- ☐ solid and broken mouthpieces must be between 8mm to 20mm in diameter, measured 25mm from the cheek and cannot have a port higher than 40mm. They may be inlaid, synthetic wrapped, including rubber or plastic or encased, but must be smooth
- ☐ broken mouthpieces - connecting rings of 32mm or less in diameter or connecting flat bar of 10mm to 20mm measured top to bottom with a maximum length of 50mm, which lie flat in the horse's mouth or a connecting roller 10mm to 20mm diameter, are acceptable
- ☐ the diameter of Snaffle bit rings must be a minimum of 50mm and a maximum of 100mm
- ☐ any bit having a fixed rein must use a curb chain
- ☐ smooth round, oval or egg-shaped, slow twist, corkscrew, single twisted wire, double twisted wire mouthpieces and straight bar or solid mouthpieces are allowed.
- c)** If a curb bit is used, the chain must be at least 12.5mm in width and flat against the jaw of the horse;
- d)** Saddles must be black and/or shades of brown in colour and of traditional English (i.e. Dressage/Hack saddle), hunting or forward seat type, knee insert on the skirt is optional. Saddle pads are to be white, black, cream, or grey to fit size and shape of saddle, except where necessary to accommodate numbers on both sides.

82.2 Optional equipment

- a) Spurs of the un-rowelled type that are blunt, round or that include a smooth rolling ball. The thickness of the spur can be no more than 1cm and the length of the shank cannot exceed 3.5cm and is measured as per diagram below:



- b) Crops or bats to measure no more than 76cm in length;
c) English breast plate;
d) Braiding of mane and/or tail in hunt style;
e) Tendon boots, splint boots, leg wraps, bandages are allowed in Hunter Hack only. Glued on shoes are acceptable in all classes.

82.3 Prohibited equipment for showing and will be cause for elimination:

- ☐ bits of any style (Pelham, Snaffle, Kimberwick) featuring mouthpieces with cathedrals, donuts, prongs, edges, or rough, sharp material. Square stock, metal wrapped, or polo bits;
- ☐ draw reins
- ☐ rowelled spurs
- ☐ figure 8 or flash cavessons
- ☐ tendon boots, splint boot, leg wraps and bandages are prohibited in Pleasure Driving, Hunter Under Saddle, Hunt Seat Equitation and Hunter in Hand
- ☐ rubber reins
- ☐ slip on spurs
- ☐ western spurs
- ☐ synthetic spurs

82.4 English Gaits

82.4 English Gaits

The following terminology will apply to Hunter Under Saddle, Hunt Seat Equitation, Hunter Hack and Hunter in Hand.

- a) **Walk** is a natural, flat foot, four-beat gait. The horse must move straight and true at the walk. The walk must be alert, with a stride of reasonable length in keeping with the size of the horse. Loss of forward rhythmic movement will be penalised;
- b) **Trot** is a two-beat gait, comprised of long, low, ground-covering, cadenced and balanced strides. Smoothness is more essential than speed. The knees should remain relatively flat, exhibiting minimal flexion. Short, quick strides and/or extreme speed will be penalised. When asked to extend the trot, there should be a definite lengthening of the stride;
- c) **Canter** is a three-beat gait; smooth, free moving, relaxed, and straight on both leads. The stride should be long, low and ground-covering. Over-collected four-beat canter is to be penalised. Excessive speed is to be penalised;
- d) **Hand gallop** should be a definite lengthening of the stride with a noticeable difference in speed. The horse should always be under control, and be able to halt in a smooth, balanced manner.

RULE 82.5 ENGLISH ATTIRE

- a. A Rider must wear the following:

- ☐ Hunt Coat
- ☐ Breeches or Jodphurs
- ☐ High English boots or elastic sided paddock boots, with or without gaiters

- ☐ A shirt with a collar and a minimum of a short sleeves
- b) Gloves, spurs, and crops that are approved by AQHA are optional;
- c) Hair must be neat and contained (as in net or braid);
- d) Judges can give permission for jackets to be removed in inclement weather.

82.6 ENGLISH ATTIRE FOR:

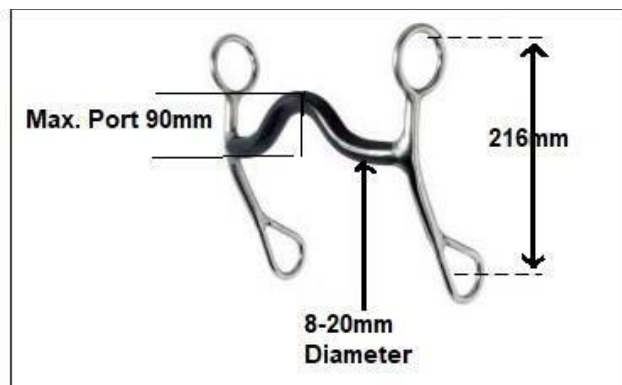
- ☐ Endurance – AERA RULES
- ☐ Dressage, Hack, Eventing, Show Jumping – EA RULES
- ☐ Show Hunter, Hack – SHCA RULES

83. WESTERN

These rules apply to Western Pleasure, Trail, Ranch Riding, Western Horsemanship, Western Riding, Reining, Lunge Line and Versatility Ranch classes. Any other disciplines refer to individual class rules.

83.1 Equipment

- a) **Hackamore** is the use of a flexible, braided rawhide or leather, or rope basal, the core of which can be either rawhide or flexible cable. A Hackamore must use a complete Mecate rein which must include a tie-rein. Absolutely no rigid material is permitted under the jaws, regardless of how padded or covered. Horsehair bosals are prohibited. This rule does not refer to a so-called mechanical Hackamore;
- b) **Snaffle Bit** means the conventional O-ring, Egg-butt, or D- ring. The diameter of Snaffle bit rings must be a minimum of 50mm and a maximum of 100mm. The inside circumference of the ring must be free of rein, curb or headstall attachments which would provide leverage. Entries ridden in a Snaffle bit must be shown with both hands on both reins. Reins must be bridged with the tails of the reins on the opposite side of the neck. The rider's hands will be carried near the pommel and no further than approximately 50cm apart. Rider's hands must be steady with limited movement. Failure to comply with this rule will result in disqualification;
- c) **Curb Bits** means the use of a bit that has a solid or broken mouthpiece, has shanks and acts with leverage. All Curb bits must be free of mechanical device and will be considered a legal standard western bit; and
- ☐ has a shank with a maximum length of 216mm to be measured as indicated in the diagram below. Shanks may be fixed or loose
 - ☐ the port must be no higher than 90mm maximum, with rollers and covers acceptable. Broken mouthpieces, half- breeds and spades are acceptable; slip or gag bits, and donut and flat polo mouthpieces are not acceptable
 - ☐ when using a curb bit, a curb strap or curb chain is required, but must meet the approval of the judge, be at least 12.5mm in width and lie flat against the jaw of the horse. A broken strap or chain is not necessarily cause for disqualification



- d) **Mouthpieces** - the bars must be round, oval or egg shaped, measured 25mm from the cheek. They may be inlaid but must be smooth or latex wrapped. Nothing can protrude below the

mouthpiece (bar), such as extensions or prongs on solid mouthpieces than by no more than 1.6mm.

The mouthpiece may be two (2) or three (3) pieces. A three-piece will have a connecting ring of 32mm or less in diameter, or a connecting flat bar of 10mm to 20mm measured top to bottom, with a maximum length of 50mm, which lies flat in the horse's mouth or a connecting roller 10mm to 20mm diameter are acceptable;

e) Except for Hackamore/Snaffle bit classes or junior horses shown with a Hackamore, only one hand must be used on the reins and the hand must not be changed and the index finger only must be between the split reins. **Exception:** To work a trail obstacle a rider may change hands on the reins, but the index finger only must be between the reins;

f) **Romal** is an extension of braided material attached to closed reins. This extension will be carried in the free hand with 40cm spacing between the reining hand and the free hand holding the Romal. The rider's hand will be around the reins with the wrists kept straight and relaxed, the thumb on top and the fingers closed lightly around the reins. Fingers between the reins is not allowed. In reining and working cow horse (reined work) use of the free hand while holding the Romal to alter the tension or length of the reins from the bridle to the reining hand is considered to be the use of two hands and a score of zero (0) will be applied, except during the hesitation or settling of the horse. The Romal will not be used forward of the cinch or to signal or cue the horse in any way. Any infraction of this rule will be penalised severely by the Judge;

g) **Saddles** - In all western classes, horses must be shown in a western saddle. NB: A treeless saddle is not acceptable. Silver equipment does not count over a good working outfit. Horse's five-years-old (5) and younger may be shown in a Snaffle bit, Hackamore, curb bit, half-breed or spade bit. Horse's six-years (6) and older can only be shown in a curb bit, half-breed or spade bit.

83.2 Optional equipment

- ☐ rope or riata; if used, the rope or riata must be coiled and attached to the saddle
- ☐ hobbles attached to saddle
- ☐ tapaderos, except in Working Cow Horse where they are not allowed
- ☐ tendon Boots, splint boots, leg wraps and bandages are allowed in Reining, Working Cow Horse, Boxing, Ranch Riding and Versatility Ranch classes except for Ranch Conformation. Glued on shoes are acceptable in all classes

83.3 Prohibited Equipment for showing

- ☐ tendon boots, splint boots, leg wraps and bandages are prohibited in Western Pleasure, Western Horsemanship, Trail, Halter, Western Riding, and Showmanship
- ☐ martingales
- ☐ draw reins that are attached between or around the front legs
- ☐ nosebands and tie-downs
- ☐ chain, wire, or metal tie-down or bonnets are prohibited, regardless of how padded or wrapped
- ☐ training tack collars
- ☐ jerk lines for roping
- ☐ English spurs
- ☐ twisted mouthpieces
- ☐ no whip of any type can be used in western performance classes except for lunge line and AQHA sporting classes Western Attire – it is mandatory to wear the following in Halter and other western classes:
 - ☐ long sleeve shirt, collar (band, stand-up, tuxedo, etc.)
 - ☐ western hat (the hat must be on the rider's head when the exhibitor enters the arena)
 - ☐ western pants/jeans
 - ☐ western boots
 - ☐ any curb strap narrower than 12.5mm.

83.4 Western Attire - it is mandatory to wear the following in Halter and other western classes:

- ☐ long sleeve shirt, collar (band, stand-up, tuxedo, etc.)
- ☐ western hat (the hat must be on the rider's head when the exhibitor enters the arena)
- ☐ western pants/jeans
- ☐ western boots.

83.4.1 Optional Attire - Spurs, chinks, and chaps in ridden classes. NB: Western Spurs are not to be used forward of the cinch.

83.5 Western Gaits The horse should be ridden at a speed which is a natural way of going. The head should be carried at an angle which is natural and suitable to the horses' conformation at all gaits. Refer Rules 83.51 to 83.6.

83.5.1 Walk: The walk is a natural, flat-footed, four-beat gait. The horse must move straight and true at the walk. The walk must be alert, with a stride of reasonable length in keeping with the size of the horse.

- a) **Poor** – uneven pace and no cadence. Has no flow and may appear intimidated or appear to march;
- b) **Average** – has a four-beat gait, level top-line and is relaxed;
- c) **Good** – has a flowing four-beat gait, level top-line, relaxed and is bright and attentive.

83.5.2 Jog: The jog is a smooth, ground-covering two-beat diagonal gait. The horse works from one pair of diagonals to the other pair. The jog should be square, balanced and with straight, forward movement of the feet. Horses walking with their back feet and trotting in the front are not considered performing the required gait.

- a) **Unacceptable** - cannot perform a two-beat gait and has no flow or balance in the motion;
- b) **Poor** - hesitates in motion. Does not keep an even and balanced motion or a level top-line and may appear to shuffle;
- c) **Slightly below average** - average motion but has negative characteristics such as: walking with hind legs, dragging the rear toes or taking an uneven length in stride with the front and rear legs;
- d) **Correct or average** - has a two-beat gait, a level top-line and a relaxed appearance;
- e) **Good** - has an average motion with positive characteristics such as balance and self-carriage while taking the same length of strides with the front and rear legs;
- f) **Very good** - is comfortable to ride while having a consistent two-beat gait. The horse guides well, appears relaxed and has a level top-line;
- g) **Excellent** - effortless and very efficient motion. Swings the legs yet touches the ground softly. Confident, yet soft with its motion while being balanced and under control. Moves flat with the knee and hock and have some cushion in the pastern. Has a bright and alert expression and exhibits more lift and self-carriage than the "very good jog".

83.5.3 Extended Jog: When asked to extend the jog, it moves out with the same smooth way of going as in the jog.

- a) **Poor** - never lengthen the stride and may appear rough to ride;
- b) **Average** - moves up in its pace and appears smooth to ride;
- c) **Good** - has an obvious lengthening of stride with a slight increase in pace while exerting less effort and appears smooth to ride.

83.5.4 Lope: The lope is an easy, rhythmical, forward moving three-beat gait. Horses moving to the left should lope on the left lead. Horses moving to the right should lope on the right lead. The horse should lope with a natural stride and appear relaxed and smooth

- a) **Unacceptable** lope: does not have a three-beat gait. Has no flow, rhythm or balance. Uncomfortable ride. Horses travelling at a four-beat gait are not considered to be performing at a proper lope;
- b) **Poor** lope: appears to have a three-beat lope but has no lift or self-carriage. The horse shuffles, has no flow and bobs his head, giving the appearance of exerting a great deal of effort to perform the gait. Also, could be uncomfortable to ride;
- c) **Slightly below average** - has an average motion but exhibits negative characteristics like head bobbing, not completing the stride with the front leg and leaving the outside hock well behind the horse's buttocks;
- d) **Average** - has a true three-beat gait with a level top-line and very little head and neck motion. He is relatively straight (not over-canted); guides well and has a relaxed appearance;
- e) **Good** - has an average motion but exhibits positive characteristics in his performance like self-carriage, a steady top-line, relaxed appearance and is responsive to the rider's aids;
- f) **Very good** - has more lift and flow than the average horse. Has a strong but smooth drive from behind. He may bend his knee slightly yet still has a level top-line while exhibiting self-carriage with a relaxed appearance. Appears comfortable to ride;
- g) **Excellent** - has a round back with an effortless strong, deep stride with the rear legs and a flat swing with the front legs. He keeps a level top-line, a relaxed yet alert and confident appearance and correct but soft in appearance. A special horse with a great lift and self-carriage.

83.6 Back-up

- a) **Poor** - is resistant and heavy in front. May gape mouth and throw his head or back crooked;
- b) **Average** - backs straight and quietly with light contact and without hesitation;
- c) **Good** - displays balanced and smooth flowing movements. Backs straight with self-carriage without gaping the mouth, with light contact and without hesitation.

84. HALTER CLASSES

A halter class is defined as a class where the horse is judged based upon its conformation.

84.1 The purpose of the class is to preserve Australian Paint Horse type by selecting well-mannered individuals in the order of their resemblance to the breed ideal and that are the most positive combination of balance, structural correctness, and movement with appropriate breed and sex character and muscling.

84.2 The ideal Australian Paint Horse shown at halter is a horse that possesses the following characteristics: the horse should possess eye appeal that is the result of a harmonious blending of an attractive head; refined throat latch; well-proportioned, trim neck; long, sloping shoulder; deep heart girth; short back; strong loin and coupling; long hip and croup; and well-defined and muscular stifle, gaskin, forearm, and chest. These characteristics should be coupled with straight and structurally correct legs and feet that are free of blemishes. The horse should be a balanced athlete that is muscled uniformly throughout.

84.3 Conformation is defined as the physical appearance due to the arrangement of muscle, bone, and other body tissues. While it could be assumed that most horses with several years' seasoning and past performance have acceptable conformation, the goal in selection should always be to find the best conformed horse possible.

Rating conformation depends upon objective evaluation of the following four traits: balance, structural correctness, breed and sex characteristics, and degree of muscling. Of the four, balance is the single most important, and refers to the structural and aesthetic blending of body parts. Balance is influenced almost entirely by skeletal structure.

84.4 Halter Equipment

- a) The halter must be of leather and may be adorned with silver accents. The lead must be made of leather with a chain for attachment to halter. The chain on the lead may be under the chin or over the nose;
- b) Lip chains of any type are not permitted;
- c) Stallions one (1) year of age and older can be shown with a lip cord in open and amateur divisions;
- d) Applying excessive pressure on or excessive jerking of an allowed lip cord is prohibited;
- e) The following horses cannot be shown with any cord or device through the mouth which includes lip chains or lip cords:
 - ☐ mares, geldings, weanling colts
 - ☐ any horse shown in performance halter or a Versatility Ranch conformation class.

84.5 Procedure for Judging the Class:

- a) Horses will walk to the judge one at a time. As the horse approaches, the judge will step to the right (near side of the horse) to enable the horse to trot straight to a cone placed at 15 metres away. At the cone, the horse will continue trotting, turn to the left and trot toward the left wall or fence of the arena. After trotting, horses will be lined up head to tail for individual inspection by the judge. The judge will inspect each horse from both sides, front and rear;
- b) Any horse that becomes detached from its handler and is no longer under control by the handler will automatically be disqualified and excused. If the initial horse exhibiting poor mannerisms (i.e. rearing, backing or falling into others, etc.) causes other exhibitor(s) to lose their horse(s), only the initiating horse will be disqualified and excused. The decision of the judge(s) is final;
- c) All stallions' two-years-old (2) and over are to have two (2) visible testicles. All mares and stallions will be examined for parrot mouth, being overshot, or undershot where normal occlusion between the upper and lower incisors is absent;
- d) All lame horses, cryptorchids and parrot mouthed horses, as determined by Rule 84.5 c), are to be excused from the ring prior to final placing by the Judge;
- e) Broodmare is a mare that has produced a full-term foal in the current year or the previous year. Mares may be any age. Mares shown in the broodmare class are not eligible to compete in any other filly or mare class nor is any mare shown in any filly or mare class eligible to compete in a broodmare class.

84.6 Group Halter Classes

- a) Horses shown in a group class must be eligible to show in their respective halter class at that show;
- b) The following additional classes are recommended if interest or entries justify them, but no points will be awarded:
 - Produce of Dam** - Two (2) produce, four (4) years of age and younger of either sex, per dam, can be shown. The dam need not be shown. The entry at the show must be made by the owner of the dam or by someone with written permission from the owner of the dam, but it is unnecessary for the produce to be owned by the owner of the dam.
 - Get of Sire** - Three (3) get, four (4) years of age and younger of either sex, per sire, can be shown. The sire need not be shown. The entry at the show must be made by the owner of the sire or by someone with written permission from the owner of the sire, but it is unnecessary for the get to be owned by the owner of the sire.

84.7 Performance Halter

Horse classes only. A horse is not eligible to compete in this class unless they have an ROM in a performance class.

84.7.1 Equipment, attire, and class procedures the same as for Halter.

84.7.2 A horse may not show in their age division Halter class and the Performance Halter class at the same show.

84.7.3 If held, only one Performance Halter class can be offered in each sex division.

Winners and 2nd placegetters of these classes are eligible for Champion and Reserve in their respective gender Champion class.

84.8 Performance Halter

- A horse is not eligible to compete in this class unless they have an ROM in a performance class.
- Equipment, attire and class procedures the same as for Halter.
- A horse may not show in the age division Halter class and the Performance Halter class at the same show.
- If held, a minimum number of classes to be held are:
 - Performance Halter Gelding
 - Performance Halter Filly/Mare
 - Performance Halter Colt/Stallion
- Winners and 2nd placegetters of these classes are eligible for Champion and Reserve in their respective gender Champion class.

85. PERFORMANCE CLASSES

85.1 BOXING

Novice Youth seven (7) to eighteen (18) years, and Novice Amateur only. Snaffle bit, Hackamore and two-handed rigs. Refer to Working Cow Horse Rule 105.

Boxing consists of a reining pattern and single cow work (boxing) on the end of the arena. The goal of this class is to introduce the rider to the "boxing" phase of the cow work. Judging begins when the contestant enters the arena.

There will be no schooling between the completion of the rein work and the cow work or between cows if a new cow is awarded. Each contestant upon receiving a cow in the arena will hold that cow on the prescribed end of the arena for fifty (50) seconds, demonstrating the ability of the horse and rider to control the cow. It is legal to hold the reins and Romal in one hand (rein hand) while boxing the cow. Time will begin when the gate closes behind the cow after being let into the arena.

The Announcer or Judge will signal the completion of the fifty (50) seconds with a whistle or horn.

85.3 Scoring will be based on 60 - 80, with 70 denoting an average performance. The same basis of scoring will apply to both the reined work and the boxing work. In the event of a tie, the entry with the highest cow work will be declared the winner. The Judge may blow the whistle at any time to terminate the work. A score of zero (0) will be given if the work is not complete at that time. Each work will be limited to 50 seconds and, the Judge may request additional work at his/her option.

85.4 Credits

- ☐ maintaining control of the cow always
- ☐ maintaining proper position
- ☐ degree of difficulty
- ☐ eye appeal
- ☐ timed worked.

85.5 Penalties are to be assessed, per occurrence, as follows for the boxing/cow work:

1 point

- ☐ loss of working advantage
- ☐ working out of position.

3 points

- ☐ loss of control and cow leaves end of arena.

5 points

- ☐ spurring or hitting in front of cinch at anytime
- ☐ blatant disobedience defined as kicking, biting, bucking,

rearing, striking or obviously insubordinate.

Zero (0)

- ☐ turn tail
- ☐ using two (2) hands on the reins in a bridle or the two-rein
- ☐ fingers between the reins in a bridle class, except in the two-rein
- ☐ balking
- ☐ out of control
- ☐ bloody mouth (inside)
- ☐ illegal equipment
- ☐ leaving work area before pattern is complete
- ☐ fall of horse or rider
- ☐ schooling between rein work and cow work
- ☐ schooling between cows if new cow is awarded
- ☐ failure to quit working a cow after a new cow has been awarded.

86. CUTTING must be run under NCHA Rules. If a show holds both NCHA and AQHA Approved cutting classes, separate works must be held for each class. The scores earned in the NCHA Cutting cannot be used as the scores for the AQHA Cutting at the same show.

ENGLISH PLEASURE HORSE

(One Handed)

Dress

Breeches or Jodhpurs' Long or short boots, shirt with tie or ratcatcher, hacking jacket, approved safety helmet. No whips to be carrier or spurs to be worn.

Equipment

Joined snaffle bit, with no nose band. English saddle, no martingales of any kind.

To be judged conformation (50%) and performance (50%)

Horse are to worked on a circle at a walk, trot and canter in both directions on a reasonably loose rein with light contact but no restraint. Horses will be marked up for kind easy paces, obviously a pleasant comfortable ride.

Horses will be penalised for showing bad temper by switching the tail or having ears laid back or objecting to other horses in the class.

A calm obedient horse is required. The judge may ask for individual work-outs from the horses he/she has selected, or he/she may work the horses on the circle only.

Walk to be calm and regular, trot to steady with correct rhythm (rising), and the canter steady and on the correct lead.

87. HUNTER HACK

The purpose of Hunter Hack is to give horses an opportunity to show their expertise over low fences and on the flat. The class will be judged on style over fences, even hunting pace, flat work, manners, and way of going. The poll should be level with, or slightly above the withers, to allow proper impulsion behind. The head should not be carried behind the vertical, giving the appearance of intimidation, or be excessively nosed out, giving a restraint appearance.

- a) Horses are first required to jump two fences, 60cm to 85cm in height. Jumps do not have to be set on a line. However, if the jumps are set on a line they must be set 14.5 m or 18 m, or in increments of 3.5 m, but no less than 11 m. A ground line is recommended for each jump;
- b) Horses being considered for a placing are then to be shown at a walk, trot, and canter both ways of the ring with light contact;
- c) At the discretion of the judge, contestants can be asked to hand gallop, pull up and stand quietly following the last fence;
- d) When necessary to split large classes by running more than one go-round, finalists must both be re-jumped and reworked on the flat;
- e) Placing for the class will be determined by allowing a minimum of 70% for fence work and a maximum of 30% for work on the flat;

f) Faults, to be scored accordingly but not necessarily cause disqualification during the rail work, include:

- ☐ being on wrong lead and/or wrong diagonal at the trot
- ☐ excessive speed (any gait)
- ☐ excessive slowness (any gait)
- ☐ breaking gait
- ☐ failure to take gait when called
- ☐ head carried too low or too high
- ☐ nosing out or flexing behind the vertical
- ☐ opening mouth excessively
- ☐ stumbling

87.1 Elimination:

- ☐ a total of three disobediences which can include any of the following: refusal, stop, run out, or extra circle
- ☐ jumping an obstacle before it is reset
- ☐ bolting from the arena
- ☐ off course
- ☐ deliberately addressing an obstacle.

87.2 General:

- a) Circling once upon entering the ring is permissible;
- b) After jumping the fence and prior to leaving the arena, the horse will trot a small circle on a loose rein for soundness;
- c) Horses will not be requested to re-jump the course, Exception 87.
- d) Manners are to be emphasised in Youth and Amateur/select classes;
- e) When an obstacle is composed of several elements, any disturbance of these elements will be penalised; however, only a reduction in height of the top element is to be considered a knockdown;
- f) In cases of broken equipment, the rider can either continue without penalty, or stop and correct the difficulty and be penalised the same as any loss of forward impulsion;
- g) When an obstacle requires two or more fences (in and out), faults committed at each obstacle are considered separately. In case of a refusal or run out at one element, entry may re-jump the previous elements.

87.3 Disobediences (major faults)

- a) **Refusal:** when a horse stops in front of an obstacle (whether or not the obstacle is knocked down or altered) it is a refusal unless the horse then immediately jumps the obstacle without backing one step. If the horse takes one step backwards, it is a refusal. After a refusal, if the horse is moved towards the obstacle but does not attempt to jump, it is considered another refusal;
- b) **Run-out:** A run-out occurs when the horse evades or passes the obstacle to be jumped; jumps an obstacle outside its limiting markers; or when the horse or rider knocks down a flag, standard, wing or other element limiting the obstacle (without obstacle being jumped);
- c) **Loss of forward movement:** Failure to maintain trot, canter or gallop after crossing starting line, except when it is a refusal, a run-out or when due to uncontrollable circumstances, such as when an obstacle is being reset;
- d) **Unnecessary circling on course:** any form of circle or circles, whereby the horse crosses its original track between two consecutive obstacles anywhere on course, except to retake obstacle after refusal or run-out;
- e) **First disobedience** anywhere on course: three (3) faults;
- f) **Second cumulative disobedience** anywhere on course: six (6) faults.

87.4 The course must be posted at least one (1) hour before scheduled time of class.

87.5 It is mandatory that a schooling area with at least one (1) practice jump is provided or once course is set in arena, exhibitors can practice over one (1) jump only as instructed.

87.6 Riders must wear an Approved Safety Helmet properly fitted and fastened with harness, as per Rule 80.4 in a Hunter Hack Class and whilst schooling over obstacles.

87.7 Riders must wear an approved safety helmet properly fitted and fastened with harness, as per Rule 80.4 in a Hunter Hack Class and whilst schooling over obstacles.

88. HUNTER IN HAND

A class designed to assess the suitability of a horse for Hunter Under Saddle classes. A desirable horse will demonstrate a quality of movement.

88.1 Equipment

- a) English bridle is mandatory on horses two (2) years old and over after the 1 April. Decorative bridles and halters (silver or coloured) are prohibited. Bridle must have Egg butt Snaffle, D-ring Snaffle, O-ring Snaffle, or full cheek Snaffle bit with keepers;
- b) For two (2) year old horses, up until 31 March and horses one (1) year old and younger, halters are mandatory. The halter and lead must be of plain leather. The chain on the lead may be under the chin, but not over the nose, and no devices are allowed in the horse's mouth and no lip chains or lip cords are allowed;
- c) The use of a crop is optional. Maximum length of crop is 76cm.

88.2 Attire of the handler is to permit free movement:

- a) A collared polo shirt or collared dress shirt, minimum of a short sleeve, must be white or black, no patterns;
- b) Dress pants must be cream, brown, blue, or black and be loose enough in which to run. Jodhpurs can be worn. No jeans;
- c) Must wear running shoes, elastic sided paddock boots or top boots;
- d) Vest and ties (no patterns) gloves and hats are optional;
- e) If a belt is worn it must be plain.

88.3 Class Conduct

- a) Horses will be judged individually on the triangle, following a posted order;
- b) The horses will approach the Judging area (A) and set up for inspection in the "open" position (i.e. with all four (4) legs of the horse visible by the judge standing on either side of the horse). The judge will inspect each horse from the front, rear and both sides;
- c) At the judge's request, the horse will walk the small triangle ABCA. The horse will continue at a trot following the large triangle ADEA;
- d) At the completion of the judging, the handler will lead the horse away from the judging area promptly;
- e) When all horses in the class have completed the triangle, the Judge may request "ringing" (walking in a large group circle around the judge), they will then be lined up for judges to place;
- f) An exhibitor may show more than one (1) horse in a class on the triangle. In this case, a helper, correctly attired, may assist in bringing the horses back for ringing or final inspection.

88.4 Measurements: Outside triangle must be 20 metres each side; inside triangle must be 10 metres each side.

88.5 Scoring System: 70% movement; 20% conformation, 10% temperament.

- a) The following does not constitute immediate disqualification but at the Judge's discretion can be penalised in the temperament or movement score and are to be scored accordingly:
 - ☐ horse knocks over a cone or marker
 - ☐ horse or exhibitor falls
 - ☐ an exhibitor's hand touches the bit or chain
- b) If a horse is off-pattern the entry will be disqualified;
- c) An appropriate penalty will be assessed at the judge's discretion for break of gait up to two (2) strides during completion of the

pattern, but this will not constitute off-pattern or immediate disqualification.

89. HUNT SEAT EQUITATION Available only in Amateur, Select Amateur and Youth divisions.

89.1 Hunt Seat Equitation is an evaluation based on the ability of a rider to perform various manoeuvres in harmony with his/her horse. The communication between horse and rider through subtle cues and aids should not be obvious. Equitation is judged on the rider and his/her effect on the horse

89.2 Pattern – It is mandatory that the pattern be posted at least one (1) hour prior to commencement of the class.

The pattern should be designed so most exhibitors can perform it in a reasonable length of time (under 60 seconds). All patterns must include a trot, canter and back. Patterns used in classes for riders 13 and under will use manoeuvres from Rule 89.3.1 a) and/or b). Horses' gaits are to be ridden with the same cadence and speed as you would find in the rail phase. All ties will be broken at the discretion of the Judge.

89.3 Class Procedure:

- All exhibitors will enter the ring, line up as directed and then each exhibitor separately will complete the pattern; or
- Exhibitors will enter the ring from the gate one at a time and complete their pattern;
- A posted order is required regardless of procedure a) or b)
- Exhibitors are to be instructed to either leave the arena, fall into line, or fall into place on the rail after their work;
- The entire class, or only the finalists, may work at all three (3) gaits at least in one (1) direction of the arena. Rail work can be used to break ties and possibly adjust placing's.

89.3.1 Acceptable Manoeuvres

- Walk, Sitting Trot, Extended Trot, Posting Trot, Canter, Circles, Figure 8, Halt, Back, Side-pass, Address Reins, Demonstrate Change of Diagonal;
- Serpentine (Trot or Canter), Turn on Haunches or Forehand, Leg Yield, Flying or Simple Change of Lead. A turn on the forehand to the right is accomplished by moving haunches to the left. A forehand turn to the left is accomplished by moving haunches to the right;
- Canter and Hand Gallop in a straight or curved line, Counter Canter Figure 8, Drop or Pick-up Irons without stopping. If riders are asked to drop their irons, they can leave them down or cross them over the withers. Judges will not ask exhibitors to mount or dismount.

89.4 Basic Position.

- To mount** take up reins in left hand and place hand on withers. Grasp stirrup leather with right hand and insert left foot in stirrup and mount. To dismount, rider can either step down or slide down. The size of rider must be taken into consideration;
- Hands** should be over and in front of horse's withers, knuckles 30° inside the vertical, hands slightly apart and making a straight line from horse's mouth to rider's elbow. Method of holding reins is optional, and bite of reins may fall on either side. However, all reins must be picked up at the same time;
- The Eyes** should be up and shoulders back. Toes should be at an angle best suited to rider's conformation; heels down, calf of leg in contact with horse. Iron should be on the ball of the foot and must
- The Walk** should be a four-beat gait, with the rider in a vertical position with a following hand;
- The Posting Trot** - Figure 8 at trot, demonstrating change of diagonals. At left diagonal, rider should be sitting the saddle when left front leg is on the ground; at right diagonal rider should be sitting the saddle when right front leg is on the ground. When circling clockwise at a trot, rider should be on left diagonal;

when circling counter-clockwise, rider should be on right diagonal.

The rider should close his/her hip angle to allow his/her torso to follow the horizontal motion of the horse. The upper body should be inclined about 20° in front of the vertical;

- Sitting Trot and Canter** - At the sitting trot, the upper body is only slightly in front of the vertical. At the canter, the body should be positioned slightly more in front of the vertical. As the stride is shortened, the body should be in a slightly more erect position;
- Two Point Position** - The pelvis should be forward, but relaxed, lifting the rider's weight off the horse's back and transferring the weight through the rider's legs. In this position the two points of contact between horse and rider are the rider's legs. Hands should be forward, up the neck, not resting on the neck;
- Hand Gallop** is a three-beat lengthened canter ridden in two-point position. The legs are on the horse's sides while the seat is held out of the saddle. When at the hand gallop, the rider's angulation will vary somewhat as the horse's stride is shortened and lengthened. A good standard at a normal hand gallop should be about 30° in front of the vertical.

89.5 Scoring

Exhibitors are to be scored from 0 to infinity, with 70 denoting an average performance. Patterns will be divided into six (6) to ten (10) manoeuvres, as specified by the Judge, and each manoeuvre will be scored from +3 to -3 with ½ point increments acceptable that will be added or subtracted from 70. Manoeuvre scores should be determined independent of penalties, and should reflect equal consideration of both performance of the exhibitor's pattern and the form and effectiveness of the exhibitor and presentation of horse to result in the following scores:

+3 Excellent, +2 Very Good, +1 Good, 0 Average or Correct, -1 Poor, -2 Very Poor, -3 Extremely Poor.

Exhibitors overall form and effectiveness should also be scored from 0 to 5 with 0 to 2 Average, 3 Good, 4 Very Good, 5 Excellent.

89.6 Penalties

An exhibitor should be penalised in the pattern independent of manoeuvre scores and deducted from the final score as follows:

3 points

- ☐ break of gait at the walk or trot up to 2 strides
- ☐ over or under turn from ½ to ¼ turn
- ☐ tick or hit of cone
- ☐ obviously looking down to check leads or diagonals.

5 points

- ☐ not performing the specific gait or not stopping within 3 m of designated location
- ☐ missing a diagonal up to two (2) strides
- ☐ incorrect lead or break of gait at the canter (except when correcting an incorrect lead)
- ☐ complete loss of contact between rider's hand and the horse's mouth
- ☐ break of gait at walk or trot for more than two (2) strides
- ☐ loss of iron
- ☐ head carried too low and/or clearly behind the vertical while the horse is in motion, showing the appearance of intimidation.

10 points

- ☐ loss of rein
- ☐ missing a diagonal for more than two (2) strides
- ☐ use of either hand to instil fear or praise while on pattern or during rail work
- ☐ holding saddle with either hand
- ☐ blatant disobedience including kicking, pawing, bucking, and rearing.

Disqualifications (will not be placed)

- ☐ failure by exhibitor to wear correct number in visible manner
- ☐ wilful abuse of horse or schooling
- ☐ fall by horse or exhibitor
- ☐ illegal use of hands on reins
- ☐ use of prohibited equipment

- ☐ Off pattern - including knocking over or wrong side of cone or marker; never performing designated gait, lead, or diagonal; over or under turning more than ¼ turn.

90. HUNTER UNDER SADDLE

Hunter Under Saddle horses should be suitable to purpose. They should move with long, low strides reaching forward with ease and smoothness, be able to lengthen stride and cover ground with relaxed, free flowing movement. Horses should be obedient, have a bright expression with alert ears, and should respond willingly to the rider with light leg and hand contact.

Horses should be responsive and smooth in transition. When asked to extend the trot or hand gallop, they should move out with the same flowing motion.

The poll should be level with, or slightly above, the withers to allow proper impulsion behind. The head position should be slightly in front of, or on, the vertical.

Judging - This class will be judged on performance, condition, and conformation. Maximum credit will be given to the flowing, balanced, willing horse. A maximum of 20 percent of judging will be based on condition and conformation.

a) Horses to be:

- ☐ shown under saddle, not to jump
- ☐ shown at a walk, trot, and canter both ways of the ring
- ☐ reversed to the inside away from the rail

b) Horses should back easily, stand quietly; and

c) Horses can be asked to change to canter from the flatfooted walk or trot, at the judge's discretion.

90.1 Faults to be scored according to severity:

- ☐ quick, short, or vertical strides
- ☐ being on the wrong lead and/or wrong diagonal at the trot
- ☐ breaking gait
- ☐ excessive speed at any gait
- ☐ excessive slowness in any gait, loss of forward momentum
- ☐ failure to take the appropriate gait when called for
- ☐ head carried too high
- ☐ head carried too low - tip of the ear is below the withers for five or less strides
- ☐ over flexing or straining neck in head carriage so the nose is carried behind the vertical for five or less strides
- ☐ excessive nosing out
- ☐ failure to maintain light contact with horse's mouth
- ☐ stumbling
- ☐ if horse appears sullen, dull, lethargic, emaciated, drawn or overly tired
- ☐ consistently showing too far off the rail.

90.2 Faults which will be cause for disqualification:

- ☐ head carried too low such that poll is below the withers consistently
- ☐ over flexing or straining neck in head carriage so the nose is carried behind the vertical consistently.

90.3 At the option of the Judge, all or just the top twelve (12) horses may be required to hand gallop, one or both ways of the ring. Never more than twelve (12) horses to hand gallop at one time. At the hand gallop, the judge may ask the exhibitors to halt and stand quietly on a free rein (loosened rein).

91. LEAD LINE -Youth only three (3) to six (6) years of age

A lead at least 1.8 m long must be attached to a halter that is under the bridle so that while the rider is on the rail the horse is controlled by the adult.

The chain on the halter cannot be under the chin or over the nose, it must come straight off the halter ring.

No two (2) or three (3) year old horses can be used in this class. No rider entering this class can enter any other ridden class on the program.

Procedure:

- a) Class will enter the ring at a flat-footed walk turning right and proceeding on a counter-clockwise direction on the rail;
- b) The class will be worked on the rail at a walk in both directions;
- c) In the line-up the Judge may ask the exhibitor to back up their horses;
- d) The rider will be judged on their basic position in the saddle, hand positions, leg position, seat position and back position;
- e) The horse must be led and controlled by an adult who is over eighteen (18) years of age. If the judge asks the rider to back the horse in line up, the adult is not to aid the rider. The adult should only keep the horse under control;
- f) A saddle with suitable stirrup length must be used;
- g) It is mandatory for this class that an approved Safety Helmet is worn. Refer Rule 80.4;
- h) The rider can ride in Western or English attire in this class and attire must match the gear. Exception: Rule 91. g);
- i) The adult handler must be dressed in appropriate attire as per the Rule Book.

92. LUNGE LINE Yearlings and two (2) year old only

If a two (2) year old is exhibited in Lunge Line at a show it cannot be shown under saddle at the same show.

The purpose of showing a horse on a lunge line is to demonstrate that the horse has the movement, manners/expressions/attitude, and conformation to become competitive under saddle.

This class defines what it means to be a "Western Pleasure prospect" or a "Hunter Under Saddle prospect."

Yearlings are not expected to demonstrate the behaviour or quality of a finished show horse, but only that performance necessary for a reasonable presentation to the Judge.

92.1 Therefore, the purpose of this class is to reward:

- ☐ quality of movement, manners, expression, and attitude
- ☐ conformation suitable to future performance and the horse is to be judged with its suitability as a future performer under saddle in mind.

92.2 Class Format - The class consists of two (2) sections and must be judged in the following order:

a) First Section

Conformation/Equipment Inspection – Each horse is to be inspected by the Judge on conformation, proper equipment and for evidence of abuse and inhumane treatment. Each exhibitor will walk into the arena to the Judge and halt for evaluation.

Horses will then trot off straight and around a cone and take a place on the wall inside the arena. All entries will be inspected in this fashion and as the "trot-off" is administered, horses showing evidence of lameness will be excused from the class at that time;

b) **Second Section** Lunging Demonstration – The Judge will stand outside the lunging circle.

The lunging demonstration will begin at the sound of a whistle or other audible indicator when the horse has reached the perimeter of the circle. Time will not begin before the horse reaches this perimeter.

When the "begin" signal is given, the exhibitor will be allowed 1½ minutes to present the horse at all three (3) gaits in both directions. At the end of the 1½ minutes, the signal will be given to signify the end of the demonstration.

Show management has the option of adding a "half-way" signal if they choose. At the completion of their 1½ minutes the entry will retire from the lunging area and walk to the end of the arena. The horses are to stand quietly, on the wall, whilst the other exhibitors present their horses.

Exhibitors can begin work in the direction of their choice (counter or clockwise).

92.3 Equipment

- a) Horses are to be shown in a halter. Either a regular or show type halter is acceptable. (Rope halters are not acceptable) Exhibitors are not to be penalised for using a regular halter and plain lunge

- line, nor are they to be rewarded for using a show halter and show lunge line;
- b) For the conformation inspection a lead shank, such as used in halter or showmanship classes, can be exchanged for the lunge line prior to the lunging demonstration;
 - c) For the lunging demonstration, the only attachment allowed to the halter is the lunge line. Lead (leather, nylon, soft rope or mecate) is attached with a clip or leather strap to be fastened to the halter underneath the jaw of the horse. The use of a lunge whip is permissible;
 - d) Minimum length of the lead to be six (6) metres and must not exceed nine (9) metres;
 - e) The lunge line must hang free from the halter without touching any part of the horse;
 - f) No other equipment is allowed on the horse during the class. Mechanical or retractable lunge lines are not permitted;
 - g) Only movement, manners/expression/way of going and conformation are being judged.

92.4 Attire Conventional western attire is mandatory, unless showing as a Hunter prospect then conventional English attire will be required. The type of attire worn by the exhibitor is not to be a consideration in placing the horse if the attire meets the requirements stated above.

92.5 Gaits are to be judged according to the AQHA rules for Western Pleasure and Hunter Under Saddle.

92.6 An exhibitor can show more than one (1) horse in a class providing the same handler exhibits the horse in both parts as described in Rule 92.2 Class Format. Other than in the execution of Rule 92.2, the exhibitor must have a handler, correctly attired for this class to hold any additional exhibit in the ring while awaiting finalisation of the class.

92.7 Scoring - Movement will count for 34 points of the total score. Judges are to evaluate movement based on the gaits as stated in Rule 93.5

- a) **Walk** will be scored on a scale of 1 to 3 in each direction, with 2 being average. The horse must be walked long enough for the judge to have enough time to evaluate and score the walk. The change of direction turnaround at the walk may count for the second walk score on the official score sheet. Lower gait scores should reflect stumbling in the gait;
- b) **Jog or Trot** will be scored on a scale of 1 to 7 in each direction. Using a 7.5 m radius, the horse is to jog or trot a minimum of ½ circle both directions of the ring. Lower gait scores should reflect stumbling in the gait;
- c) **Lope or Canter** will be scored on a scale of 1 to 7 in each direction, with 10 being average. Using a 7.5 m radius, the horse is to lope or canter a minimum of one (1) full circle both directions of the ring. Furthermore, any entry that fails to demonstrate the correct lead for one (1) full circle will not place over another entry that has demonstrated the correct lead for one (1) full circle will not place over another entry that has demonstrated the correct lead in its entirety. Lower gait scores should reflect stumbling in the gait;
- d) **Use of Circle** - Scores for all gaits in both directions should reflect positive, consistent use of the radius of the circle. Extra credit will be given for full, extended use of the circle on a slightly loose line. Lower gait scores should reflect lack of full use of the circle.

92.7.1 Manners/Expression/Attitude will count for up to 14 points of the total score. Horses will be penalised for obvious signs of overwork and sourness such as ear-pinning, head-throwing, striking, tail wringing, or a dull, lethargic manner of going. Horses will also be penalised for dangerous behaviour such as excessive bucking, cutting into the circle, or running off. Additionally, incidental

touching the horse with the whip, cross-cantering, balking, backing up on the lunge line and excessive urging from the exhibitor will be penalised accordingly.

92.7.2 Conformation will count for up to 6 points of the total score, using a scale of 1 to 6. The horse will be judged on conformation suitable to future performance as a Western Pleasure or Hunter Under Saddle competitor. The judges are to look for a total picture, emphasizing balance, structural correctness, and athletic capability.

92.7.3 Use of the circle – overall score

Consideration will be given to how well or how poorly the horse/exhibitor team uses the 7.5 m radius of the lunging circle. A separate box on the scorecard is available to indicate an overall score, from 1 to 3 points, for use of the circle.

92.7.4 Circle Scores

It is the Judge's responsibility to evaluate the circles and incorporate use of the circle in the gait scores based on the following scale:

3 points Good to Excellent Use of the Circle

- ☐ horse consistently stays on the perimeter of the circle with slight looseness in the line. Horse turns around on the circle perimeter

2 points Average use of the circle

- ☐ horse is only slightly inconsistent in using the 7.5 m radius of the circle

1-point Adequate use of the circle

- ☐ horse is shown in a circle radius of less than 7.5 m

0 points General use of the circle

- ☐ potentially dangerous slack in the line
- ☐ horse pulls exhibitor out of the circle.

92.7.5 Penalties

5-point penalty per direction:

- ☐ failure to walk a minimum of two (2) horse lengths
- ☐ failure to jog/trot a minimum of a quarter of a circle
- ☐ failure to demonstrate the correct lead, for a minimum of a quarter of a circle

Disqualification DQ: Evidence of lameness the Judge will immediately excuse horse from the arena.

- ☐ blatant striking horse with the whip during the lunging demonstration that will cause forward or lateral movement
- ☐ fall to the ground by horse. A horse is deemed to have fallen when its shoulder and/or hip and/or underline touches the ground
- ☐ horse steps over or becomes entangled in the lunge line
- ☐ improper equipment, evidence of abuse, or other violation of AQHA rules
- ☐ failure to show at all three gaits in both directions
- ☐ exhibitor shows disrespect towards the Judge
- ☐ anytime the horse becomes detached from the handler
- ☐ failure to complete trot off for soundness in three attempts

NOVICE HORSE CLASSES (new event as at 1st August 2021)

- a) For the following recognised PHAA classes in an All Age Horse division only: Trail, Western Pleasure, Hunter Under Saddle, Western Riding, Reining and Ranch Riding
- b) To be run as a standalone class
- c) Equipment and Attire as per AQHA current Rules
- d) At Affiliate shows offering Novice Horse classes, and Aged classes, horses eligible may only enter in Novice Horse or Aged class, not both (excluding Futurity's, Maturity's & Feature Events)
- e) Novice class points will not be counted towards PHAA Annual National and State High Point Awards
- f) Eligibility: Any horse that has not gained 10 or more points in any of the disciplines in a) above
- g) All placings in Novice Horse classes, and aged horse classes, will receive points as per PHAA Rulebook and go towards their 10 point total in any discipline.
- h) Ineligible: Once a horse has received their 10 points in any discipline, eg. Trail, the horse is no longer eligible for Novice Horse in that discipline and must cease immediately from

showing Novice Horse classes in that discipline.

- i) Application for PHAA Novice Horse permit must be completed and recognised by the office before the horse is eligible to compete.

93. PLEASURE DRIVING

A pleasure driving horse should carry himself in a natural balanced position with a relaxed head and neck. His poll should be level with, or slightly above the level of the withers.

The exhibitor will be the only person permitted in such cart while the horse is being exhibited, and no pets will be allowed in such cart during such exhibition.

The cart will be a pleasure type two-wheel single horse cart with seats for one (1) or two (2) persons. All carts must be basket-type, equipped with 60cm to 120cm cartwheels. Stirrup-type carts or sulkies are not allowed. Dash and basket cover optional.

- Maximum credit is to be given to a horse that moves straight, with free movement, manners, and a bright expression;
- The horse will be severely penalised if he carries his head behind the vertical, is over flexed, excessively nosed out, the poll is below the withers or exhibits lack of control by exhibitor;
- This class will be judged 80% on the horse's performance and suitability for assuring a pleasurable drive, with a maximum of 20% on condition and conformation;
- Horses must be shown with standard hooves and shoes. No extended hoofs, heavy shoes or toe weights allowed;
- Horses are to enter the ring in the same direction. Each horse will then be exhibited at the walk, park gait and road gait in both directions of the show ring. At the direction of the ring steward, such change of direction is to be accomplished by the horses crossing the show ring while walking only;
- Each horse will also be required to back easily and straight and stand quietly;
- No exhibitor will drive a horse while standing in the cart, either in the arena or warm-up area, nor will any horse be left unbridled or unattended while hooked to a cart.

93.1 Equipment

- Pleasure driving equipment will include a whip suitable to the cart, light horse breast collar harness to include surcingle with shaft tie-downs and crupper, standard bridle, overcheck or check reins;
- Only loose ring Snaffle, half cheek Snaffle, Liverpool, elbow driving bit and bradoon overcheck bits are acceptable. Mouthpieces must be of the same dimensions as required in Rule 82. If a curb chain is used, it must be at least 12.5mm in width, and be flat against the jaw of the horse.

93.1.1 Optional equipment

- ☐ blinders
- ☐ breaching, shaft keepers or thimbles
- ☐ running martingales
- ☐ cavesson nosebands

93.1.2 Prohibited equipment

- ☐ wire chin straps, regardless of how padded or covered
- ☐ excessive ornamentation on harness, bridle or cart will be penalised

93.1.3 Gaits: The following terminology will apply to pleasure driving: Walk is a natural, flat foot, four beat gait. Loss of forward rhythmic movement will be penalised.

Park gait is a forward, free flowing, square trot with impulsion. Loss of forward, rhythmic movement or jogging will be penalised. Road gait is an extended trot showing a definite lengthening of stride, with a noticeable difference in speed. Short, quick, animated strides and/or excessive speed will be penalised.

93.1.4 Attire: The exhibitor is to be neatly attired. A coat, tie and hat of choice may be worn. If female exhibitor is attired in a short dress, a lap robe is required. Exhibitor may wear rainwear or inclement weather apparel if weather conditions require.

94. RANCH RIDING

94.1 The purpose of the Ranch Riding horse is to reflect the versatility, attitude, and movement of a working horse. The horse's performance is to simulate a horse riding outside the confines of an arena and that of a working ranch horse. This class will show the horses ability to work at a forward, working speed while under control by the rider. Light contact will be rewarded, and the horse will not be shown on a full drape of reins.

The overall manners and the horse's quality of movement are the primary considerations.

94.2 Only horses three (3) years of age and older can be exhibited.

94.3 No horse can cross enter, a Western Pleasure and Ranch Riding class at the same show regardless of division (Youth, Amateur, Select or Open).

94.4 Class Requirements

- Each horse will work individually performing required and optional manoeuvres, and will be scored based on 0 to 100, with 70 denoting an average performance;
- Each manoeuvre will receive a score that should be added or subtracted, and scored on the following basis:
Excellent +1½; Very Good +1; Good +½; Correct 0; Poor -½, Very poor -1, Extremely poor -1½;
- The required manoeuvres will include the walk, trot, and lope both directions and the extended trot and extended lope at least one direction; as well as stops, and back;
- Three (3) optional manoeuvres may include a side pass, turns of 360° or more, change of lead (simple or flying), walk, trot or lope over a pole(s), or some reasonable combination of manoeuvres that would be reasonable for a ranch horse to perform;
- The manoeuvres may be arranged in various combinations with final approval by the Judge;
- The overall cadence and performance of the gaits should be as those described in Gaits, Rules 83.5 to 83.10, with an emphasis on forward movement, free-flowing, and ground covering for all gaits. Transitions should be performed where designated, with smoothness and responsiveness;
- No time limit;
- The use of natural logs is encouraged;
- Posting at the extended jog is acceptable;
- Touching or holding the saddle horn is acceptable;
- It is acceptable to stand in the stirrups at the extended trot.

94.5 Patterns - One of the four (4) patterns, in Section Six can be used, or a judge may utilise a different pattern if all required manoeuvres and three (3) or more optional manoeuvres are included. Should a Judge use one of their own patterns, they cannot have a stop following an extended lope.

94.6 Attire: Refer to Rule 83.4

94.7 Equipment

- ☐ no hoof polish
- ☐ no braided or banded manes or tail extensions
- ☐ trimming inside ears is discouraged
- ☐ trimming bridle path is allowed, also trimming of fetlocks or excessive (long) facial hair
- ☐ equipment with silver will not count over a good working outfit. silver on bridles and saddles is discouraged
- ☐ it is suggested that competitors use a breast collar and a rear cinch.

94.8 When exhibiting in a Snaffle bit or Hackamore, an exhibitor may switch between two hands and one hand on the reins at any time.

94.9 Penalties

A contestant will be penalised each time the following occurs:

1 Point

- ☐ too slow (per gait)
- ☐ over-bridled (per manoeuvre)
- ☐ out of frame (per manoeuvre)
- ☐ break of gait at walk or trot for two (2) strides or less.

3 Points

- ☐ wrong lead or out of lead
- ☐ draped reins (per manoeuvre)
- ☐ break of gait at lope
- ☐ break of gait at walk or trot for more than two (2) strides
- ☐ out of lead or cross-cantering more than two strides when changing leads
- ☐ trotting more than three strides when making a simple lead change
- ☐ severe disturbance of any obstacle.

5 Points

- ☐ blatant disobedience (kick, bite, buck, rear etc.) for each occurrence.

10 points

- ☐ unnatural ranch horse appearance (Horse's tail is obvious and consistently carried in an unnatural manner in every manoeuvre).

Off-Pattern (OP) Placed below horses performing all manoeuvres

- ☐ eliminates manoeuvre
- ☐ incomplete manoeuvre
- ☐ use of two hands (except junior horses shown in a Snaffle bit/Hackamore)
- ☐ more than one (1) finger between split reins or any fingers between Romal reins (except in the two-rein).

Zero (0) score

- ☐ illegal equipment including hoof black
- ☐ braided or banded manes or tail extensions
- ☐ wilful abuse
- ☐ major disobedience or schooling
- ☐ lameness.

94.10 No specific penalties will be incurred for nicks/hits on logs, but deduction made in manoeuvre score. No specific penalties will be incurred for over/under spins, but deduction may be made in manoeuvre score.

94.11 Tie Breaker Specific manoeuvres and/or obstacles will be selected by judge prior to start of the class and so noted on score sheets, these manoeuvres will be ranked as first tie breaker, second, third etc.

95. REINING

To rein a horse is not only to guide him, but also to control his every movement. The best reined horse should be wilfully guided or controlled with little or no apparent resistance and dictated to completely. Any movement on his own must be considered a lack of control. All deviations from the exact written pattern must be considered a lack of or temporary loss of control, and therefore faulted according to severity of deviation. Credit will be given for smoothness, finesse, attitude, quickness, and authority in performing the various manoeuvres while using controlled speed. A show may have up to three (3) approved reining classes.

- a) No horse can be entered in both junior bit and Hackamore/Snaffle bit reining classes at the same Show;
- b) Any one of the twelve (12) AQHA approved reining patterns can be used and is to be selected by the judge of the class and used by all contestants in the class;
- c) Each contestant will perform the required pattern separately. All

horses will be judged immediately upon entering the arena and judging will cease after the last manoeuvre. Any fault incurred prior to the commencement of a pattern will be scored accordingly;

- d) Scoring will be based on 0-Infinity, with 70 denoting an average performance.

95.1 The following will result in no score:

- ☐ abuse of an animal in the show arena and/or evidence that an act of abuse has occurred prior to or during the exhibition of a horse in competition
- ☐ use of illegal equipment, including wire on bits, bosals, or curb chains
- ☐ use of illegal bits, bosals, or curb chains
- ☐ use of tack collars, tie downs or nose bands
- ☐ use of whips or bats
- ☐ use of any attachment which alters the movement of or circulation to the tail
- ☐ failure to provide horse and equipment to the appropriate judge for inspection
- ☐ disrespect or misconduct by the exhibitor.

95.2 Excess rein may be straightened at any place a horse can be completely stopped during a pattern; rider's free hand may be used to hold Romal in the normal fashion.

95.3 Penalties Zero (0)

- ☐ use of more than index or first finger between reins
- ☐ use of two (2) hands (exception in Snaffle bit or Hackamore classes designated for two (2) hands) or changing hands
- ☐ use of Romal other than as outlined in Rule 83.1 f)
- ☐ failure to complete pattern as written
- ☐ performing the manoeuvres other than in specified order
- ☐ the inclusion of manoeuvres not specified, including, but not limited to backing more than two (2) strides and turning more than 90°
- ☐ equipment failure that delays completion of pattern
- ☐ balking or refusal of command where pattern is delayed
- ☐ running away or failing to guide where it becomes impossible to discern whether the entry is on pattern
- ☐ jogging more than one-half circle or one-half the length of the arena
- ☐ overspins of more than ¼ turn
- ☐ fall to the ground by horse or rider
- ☐ neither a No Score nor a 0 are eligible to place in a go-round or class, but a 0 may advance in a multi-go class while a No Score will not.

5 Points

- ☐ spurring in front of cinch
- ☐ use of free hand to instil fear
- ☐ holding saddle or touching horse with free hand
- ☐ blatant disobediences including kicking, biting, bucking, and rearing.

2 Points

- ☐ break of gait
- ☐ freeze up in spins or rollbacks
- ☐ on walk in patterns, failure to stop or walk before executing a canter departure
- ☐ on run in patterns, failure to be in a canter prior to the first marker
- ☐ if a horse does not completely pass the specified marker before initiating a stop position.

95.4 Starting or performing circles of eights out of lead will be judged as follows:

- ☐ each time a horse is out of lead, a judge is required to deduct 1 point. The penalty for being out of lead is accumulative and the judge will deduct 1 point for each quarter of the circumference of a circle or any part thereof that a horse is out of lead
- ☐ deduct ½ point for a delayed change of lead by one stride

- ☐ deduct ½ point for starting circle at a jog or exiting rollbacks at a jog up to two (2) strides
- ☐ jogging beyond two (2) strides, but less than half circle or half the length of the arena, deduct 2 points
- ☐ deduct ½ point for over or under spinning up to one eighth of a turn
- ☐ deduct 1 point for over or under spinning from one-eighth to one-quarter turn.

95.5 A ½ point penalty deduction will be given for failure to remain a minimum of six (6) m from the wall or fence when approaching a stop and/or rollback.

95.6 Where a change of lead is specified, immediately prior to a run to the end of the arena, failure to change leads will be penalised as follows:

½ Point

- ☐ failure to change leads by one (1) stride

1 Point

- ☐ failure to change leads beyond one stride, but where lead change is completed prior to next manoeuvre
- ☐ in patterns requiring a run-around, failure to be on the correct lead when rounding the end of the arena

2 Points

- ☐ lead is not changed prior to the next manoeuvre
- ☐ failure to be on the correct lead prior to the centre point of the Arena

95.7 A judge may require any contestant to repeat his performance of any or all the various parts of the pattern.

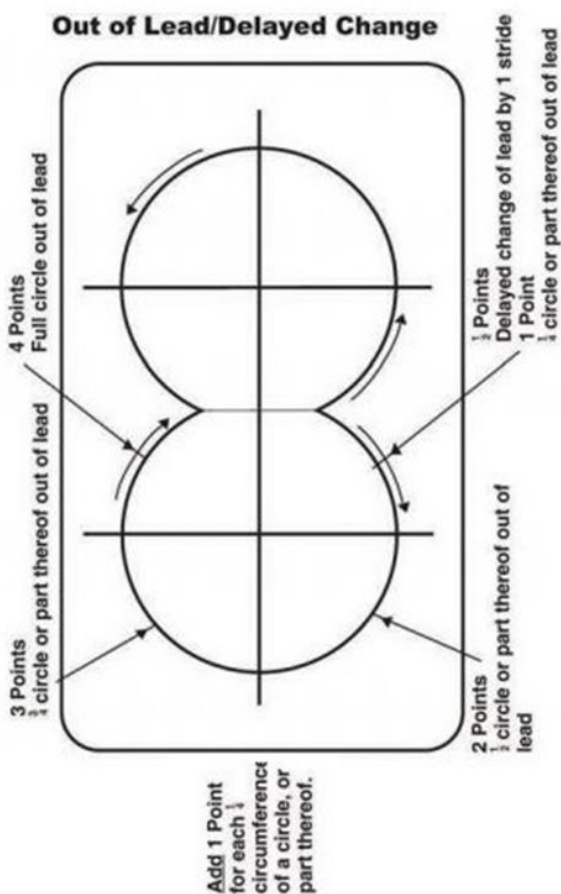
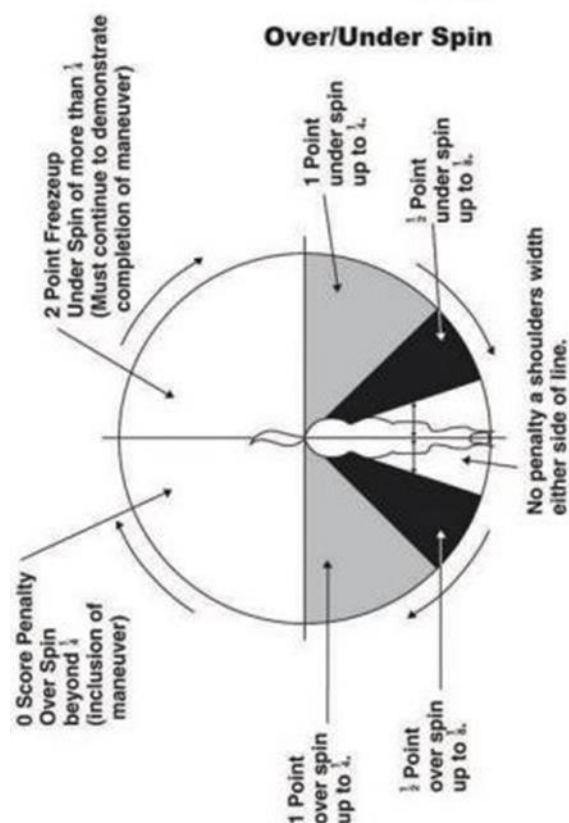
95.8 Faults against the horse to be scored accordingly, but not to cause disqualification:

- ☐ opening mouth excessively when wearing bit
- ☐ excessive jawing, opening mouth or head rising on stop
- ☐ lack of smooth, straight stop on haunches bouncing or sideways stop
- ☐ refusing to change leads
- ☐ anticipating signals
- ☐ stumbling
- ☐ backing sideways
- ☐ knocking over markers.

95.9 Faults against the rider to be scored accordingly, but not to cause disqualification:

- ☐ losing stirrup
- ☐ any unnecessary aid given by the rider such as unnecessary talking, petting, spurring, quirtting, jerking of reins, etc.
- ☐ failure to run circles or figure eights within the markers is not considered a fault depending on arena conditions and size; however, failure to go beyond markers on rollbacks and stops is considered a fault.

95.10 Tie breaker, for first place only, as per NRHA rules.





96. EQUESTRIANS WITH DISABILITIES

To provide Show Management with the option to include Equestrians with Disabilities competition, the Australian Paint Horse Association (PHAA) has adopted these rules and provided an awards system for participants.

In doing so, PHAA does not assume responsibility for safety of participants. Since it is Show Management which conducts these classes and controls both the physical facility and all aspects of the classes, responsibility for participant's safety remains solely with Show Management.

At any time in this section of the Rule Book where a handler is mentioned that handler is optional and if a handler is used then they must be dressed appropriately being western style pants/jeans, enclosed safe shoes, shirt with sleeves and a western hat.

The Judge can set their own patterns for these classes but must keep in mind the limitations of the exhibitors. E.g. No picking up objects, no dismounting.

96.1 In the case of adult participants, each participant assumes all risk of personal injury or property damage and releases and discharges PHAA, PHAA Affiliates and Show Management, their respective Officers, Directors, representatives, and employees, from any and all liability, whenever or however arising, as to personal injury or property damage occurring as a result of participation in these classes, except for the negligent act or omission, if any, of said indemnities.

If the participant is a minor, the parent or guardian, by allowing participation, assumes all risk of personal injury or property damage occurring as a result of the participation and does hereby release and discharge PHAA and Show Management, their respective Officers, Directors, representatives, and employees from any and all liability, whenever or however arising, from such participation, except for the negligent act or omission, if any, of an indemnity.

Further, as parent or legal guardian, they agree to indemnify and hold harmless PHAA and Show Management from such liability to the minor.

a) Each participant, and if a minor, the consenting parent or guardian, authorises the use of any picture, still or video which may be taken in conjunction with the exhibitor's participation in these equestrians with disabilities classes for PHAA's official uses;

b) Only horses registered with the PHAA or registered with a relevant breed society are eligible to participate in these classes. Only geldings or mares can be shown;

c) Each exhibitor must have a financial individual membership with the PHAA or relevant breed society;

d) An exhibitor cannot show more than one (1) horse in the same class and a horse cannot be shown by more than one (1) exhibitor in the same class;

e) Exhibitors cannot compete in the Open/Amateur/Youth classes and Equestrian with Disabilities classes at the same show. The exhibitor must make a choice for that show;

f) For participation in these classes, an exhibitor must produce a Doctors Certificate, upon joining the PHAA for the first time, which states the disability. Competitors from other recognised breed organisations must have Equestrian with Disabilities endorsement from their breed. That every five (5) years an exhibitor must re-apply for a permit;

g) Youth participants must be seven (7) years of age or older for the ridden classes and five (5) years of age and over for the Showmanship classes;

h) Eligible Conditions Include:

- Amputation
- Anthrogyposis
- Asperger's Syndrome
- Autism
- Batten's Disease
- Cerebrovascular Accident
- Cerebella Ataxia
- Cerebral Palsy
- Coffin Lowry Syndrome
- Cystic Fibrosis
- Down Syndrome
- Dwarfism
- Fragile X Syndrome
- Friedreich's Ataxia
- Guillain-Barre Syndrome
- Hearing Impairment
- Hunter's Syndrome
- Juvenile Rheumatoid Arthritis
- Intellectual Disability
- Microcephaly
- Multiple Sclerosis
- Muscular Dystrophy
- Post-Polio Syndrome
- Prader Willie Syndrome
- Rhet Syndrome
- Spina Bifida
- Spinal Cord Injury
- Tourette Syndrome
- Traumatic Brain Injury
- Trisomy Abnormalities
- Vision Impairment
- Other diagnoses will be considered upon request.

i) **The following disorders are not eligible:**

- ADHD
- Anxiety Disorders
- Chronic Fatigue Syndrome
- Depression
- Dyslexia
- Eating Disorders
- Fibromyalgia
- Learning Disabilities
- Psychological Diagnosis

j) The exhibitor or their family does not have to own the horse;

k) Handler – One (1) handler per entry in the ring to facilitate the safety of the rider. The handler must be eighteen (18) years of age or over. A halter must be on the horse either over or under the bridle for use by the handler if needed.

The handler must have a suitable lead line in hand in case of need. Lead line cannot be fastened to the bit. Handlers will stand quietly as a group in a designated area of the ring unless their assistance is required and requested by the judge or ring steward;

l) A competitor with a hearing impairment can have an assistant who communicates via sign language or cue cards to the

competitor so they can conform to the judge's directives. This assistant will be outside the ring and their position known to the judge and ring steward;

- m) Markers must be used and may be numbered. People must not be used as markers no matter if they are safety stand-by spotters;

97.2 Tack and Equipment

- a) Equipment is to conform to the needs of the exhibitor and be suitable for the horse;
b) Special adaptive equipment may be used where appropriate.

Acceptable adaptive equipment includes:

- Audio Communications
- Bareback Pads
- Boot Adaptations
- Dowel Reins
- Hand Holds: Flexible and/or Rigid
- Velcro or Rubber Bands to tie stirrups or leathers to girth or cinch
- Ladder Reins
- Loop Reins
- Rein Handles
- Rein Handle Tethers
- Rubber Bands
- Saddle Blocks, Wedges, Cushions
- Safety Stirrups
- Seat Savers
- Surcingle
- Whips (one or two)
- Other equipment will be considered upon request

96.3 Judging -The following points have equal consideration in judging a ridden class:

- ☐ rider's balance
- ☐ rider's seat
- ☐ use of aids
- ☐ ability to follow directions
- ☐ ring etiquette and safety
- ☐ sportsmanlike conduct
- ☐ results as shown by the performance of the horse are not to be considered more important than the manner used in obtaining them.

96.4 Hunt Seat Equitation

Only two (2) divisions available and only one (1) division can be offered at a show:

- ☐ walk/trot
- ☐ walk/trot/canter.

96.4.1 Equipment and Attire

English equipment and attire refer Rule 82, with exception of authorised adaptations see Rule 96.2. Riders must wear an Approved Safety Helmet properly fitted and fastened with harness, as per Rule 80.4. No equipment is allowed that would in any way affix the rider to the horse or saddle except for light rubber bands. Safety stirrups (Peacock, S-shaped irons, or Devonshire) are required if rider is unable to wear boots with a heel. Peacock irons are recommended in all cases.

96.4.2 Class Procedure

All exhibitors will complete an individual workout. Horses will be shown at gaits per Rule 96.4. Judge can set their own patterns, or use the patterns in this Rule Book, but must keep in mind the limitations of the riders. All exhibitors may work as a group of ten or less when competing on the rail.

96.4.3 Scoring – As per Hunt Seat Equitation. Refer Rule 89.

96.5 Western Horsemanship

Only two (2) divisions available and only one (1) division can be offered at a show:

- ☐ walk/jog
- ☐ walk/jog/lope

96.5.1 Equipment and Attire

Western equipment and attire refer Rule 83, with exception of authorised adaptations refer Rule 96.2. Riders must wear an Approved Safety Helmet properly fitted and fastened with harness, as per rule 80.4. A Western hat can be affixed over the helmet. No equipment is allowed that would in any way affix the rider to the horse or saddle except for light rubber bands. Safety stirrups (covered or other approved safety stirrups) are required if rider is unable to wear boots with a heel.

96.5.2 Class procedure

All exhibitors will complete an individual workout. Horses will be shown at gaits per Rule 96.5 Judge can set their own patterns, or use the patterns in this rule book, but must keep in mind the limitations of the riders. All exhibitors may work as a group of ten or less when competing on the rail.

96.5.3 Scoring: As per Western Horsemanship. Refer to Rule 102.

96.6 Trail

Only two (2) divisions available and only one (1) division can be offered at a show:

- ☐ walk, jog/trot
- ☐ walk, jog, lope.

96.6.1 Equipment and Attire

Refer to rule 96.5.1

96.6.2 Class procedure

All exhibitors will complete an individual workout.

Obstacles: five (5) obstacles for walk/jog trail and six (6) obstacles for walk/jog/lope trail. There will be no rail work.

96.6.3 Scoring: This class to be scored according to Rule 99.

96.6.4 Course Safety of riders is to be the first consideration in setting up the course. The course should be attractive with readily recognised obstacles. Enough space is to be allowed between obstacles. Obstacles are as per Rule 99. Judges can set their own patterns but must keep in mind the limitations of the riders.

96.7 Showmanship at Halter

The following points have equal consideration in judging the class:

- ☐ exhibitor's poise
- ☐ exhibitor's hands
- ☐ use of aids
- ☐ ability to follow directions and instructions
- ☐ ring etiquette and safety
- ☐ sportsmanlike conduct
- ☐ results as shown by the performance of the horse are not to be considered more important than the manner used in obtaining them

Good points for exhibiting in a Showmanship class, refer to Showmanship Rule 97.

96.7.1 Equipment and Attire

Appropriate western attire must be worn. Exhibitor can wear an approved safety helmet properly fitted and fastened with harness as per Rule 80.4 or a Western hat.

The halter must be of leather and may be adorned with silver accents. The lead must be made of leather with a chain for attachment to halter. The chain on the lead may be under the chin or over the nose. Lip chains/cords of any type are not permitted. No

equipment is allowed that would in any way attach the exhibitor to the horse or halter.

96.7.2 Class Procedure

- All exhibitors may enter the ring, line up as directed and then each exhibitor separately will complete the pattern; or
- Exhibitors may enter the ring from the gate one at a time and complete their pattern;
- A posted order is required regardless of procedure a) or b)
- Exhibitors are to be instructed to either leave the arena or fall into line as directed.
- The exhibitor's handler can take a place on the arena wall in case required.

Judge can set their own patterns, or use the patterns in this Rule Book, but must keep in mind the limitations of the exhibitor. Judges may ask the exhibitors to repeat any part of, or the entire pattern.

96.7.3 Scoring As per Showmanship at Halter. Refer Rule 97.

97. SHOWMANSHIP AT HALTER

Available only in the Amateur/Select and Youth divisions.

The Showmanship class will be judged strictly on the exhibitor's ability to fit and show a horse at halter. The horse is merely a prop to demonstrate the ability and preparation of the exhibitor.

The ideal showmanship performance consists of a poised, confident, neatly attired exhibitor leading a well-groomed and conditioned horse that quickly and efficiently performs the requested pattern with promptness, smoothness, and precision. The showmanship class is not another halter class and is not to be judged as such.

The horse should be set up quickly with the feet squarely underneath the body. The exhibitor does not have to reset a horse that stops square.

97.1 It is mandatory that the Judge post the pattern(s) to be worked at least one (1) hour prior to the commencement of the class. Pattern(s) are to be designed to test the showman's ability to effectively present a horse to the Judge. All ties will be broken at the Judge's discretion.

97.2 Class Procedures

- All exhibitors may enter the ring, line up as directed and then each exhibitor separately will complete the pattern; or
- Exhibitors may enter the ring from the gate one at a time and complete their pattern;
- A posted order is required regardless of procedure a) or b)
- Exhibitors are to be instructed to either leave the arena or fall into line as directed.

97.2.1 Acceptable Manoeuvres

- Lead the horse at a walk, jog, trot, or extended trot, or back in a straight or curved line, or a combination of straight and curved lines;
- Stop; and turn 90° (1/4), 180° (1/2), 270° (3/4), 360° (full turn) or any combination or multiple of these turns. On turns of greater than 90°, the ideal turn consists of the horse pivoting on the right hind leg while stepping across and in front of the right front leg with the left front leg;
- An exhibitor should not be penalised if their horse performs a pivot on the left hind leg, but an exhibitor whose horse performs the pivot correctly should receive more credit.
The Judge must have exhibitors set the horse up squarely for inspection sometime during the class.

97.2.2 Unacceptable Manoeuvre

A pull turn to the left is an unacceptable manoeuvre.

97.3 Equipment

- The halter must be of leather and may be adorned with silver accents. The lead must be made of leather with a chain for

attachment to halter. The chain on the lead may be under the chin or over the nose;

- Lip chains/cords of any type are not permitted;
- Stallions one (1) year of age and older can be shown with a lip cord in open and amateur divisions;
- The following horses cannot be shown with any cord or device through the mouth which includes lip chains or lip cords:
 - ☐ mares, geldings, weanling colts
 - ☐ any horse shown in a Performance Halter or a Versatility Ranch conformation class
- Applying excessive pressure on or excessive jerking of an allowed lip cord is prohibited.

97.4 Appearance and Position of Exhibitor

Appropriate western attire must be worn. Clothes and person are to be neat and clean. The use of any type of artificial aid including, but not limited to lighters, hay, dirt, sharp pins, etc. will be considered a disqualification.

Exhibitors should be poised, confident, courteous, and genuinely sportsmanlike always, quickly recognising, and correcting faults in the positioning of the horse. The exhibitor should continue showing the horse until the class has been placed or they have been excused, unless otherwise instructed by the judge. The exhibitor should appear business-like, stand and move in a straight, natural, and upright manner, and avoid excessive, unnatural, or animated body positions.

The exhibitor must lead on the horse's left side holding the lead shank in the right hand near the halter with the tail of the lead loosely coiled in the left hand unless requested by the judge to show the horse's teeth.

The excess lead should never be tightly coiled, rolled, or folded. When leading, the exhibitor should be positioned between the eye and the mid-point of the horse's neck, referred to as the leading position.

Both arms should be bent at the elbow with the elbows held close to the exhibitor's side and the forearms held in a natural position.

Height of the arms may vary depending on the size of the horse and exhibitor, but the arms should never be held straight out with the elbows locked.

The position of the exhibitor when executing a turn to the right is the same as the leading position except that the exhibitor should turn and face toward the horse's head and have the horse move away from them to the right.

When executing a back, the exhibitor should turn from the leading position to face toward the rear of the horse with the right hand extended across the exhibitor's chest and walk forward beside the horse with the horse moving backward.

When setting the horse up for inspection, the exhibitor should stand angled toward the horse in a position between the horse's eye and muzzle and should never leave the head of the horse. The exhibitor is required to use the Quarter Method when presenting the horse.

The exhibitor should maintain a position that is safe for themselves and the judge. The position of the exhibitor should not obstruct the Judge's view of the horse and should always allow the exhibitor to maintain awareness of the Judge's position. The exhibitor should not crowd other exhibitors when setting up, side-by-side or head-to-tail. When moving around the horse, the exhibitor should change sides in front of the horse with minimal steps and should assume the same position on the right side of the horse that they had on the left side.

Leading, backing, turning, and initiating the set up should be performed from the left side of the horse. At no time should the exhibitor ever stand directly in front of the horse. The exhibitor should not touch the horse with their hands or feet, or visibly cue the horse by pointing their feet at the horse during the set up.

97.5 Appearance of Horse

The horse's body condition and overall fitness will be assessed. The hair coat should be clean, well-brushed, and in good condition. The mane, tail, forelock, and wither tuft may not contain ornaments

(ribbons, bows, etc.), but may be braided or banded for English or Western. The length of mane and tail may vary, if they are neat, clean, and free of tangles. The mane should be even in length or may be roached, but the forelock must be left unclipped. The bridle path, eyebrows, and long hair on the head and legs may be clipped, except where government regulations prohibit.

Hooves should be properly trimmed and if shod, the shoes should fit correctly, and clinches should be neat. Hooves must be clean and may be painted black or with hoof dressings or shown naturally. Tack should fit properly and be neat, clean and in good repair.

97.6 Scoring: Exhibitors are to be scored from 0 to infinity, with 70 denoting an average performance. Patterns will be divided into six (6) to ten (10) manoeuvres, as specified by the judge, and each manoeuvre will be scored from +3 to -3 with ½ point increments acceptable that will be added or subtracted from 70. Manoeuvre scores should be determined independent of penalties, and should reflect equal consideration of both performance of the exhibitor's pattern and the form and effectiveness of the exhibitor and presentation of horse to result in the following scores:

+3 Excellent, +2 Very Good, +1 Good, 0 Average or Correct, -1 Poor, -2 Very Poor, -3 Extremely Poor.

Exhibitors overall form and effectiveness should also be scored from 0 to 5 with 0 to 2 Average, 3 Good, 4 Very Good, 5 Excellent.

97.7 Penalties

An exhibitor will be penalised in the pattern independent of manoeuvre scores and deducted from the final score as follows:

3 points

- ☐ break of gait at the walk or trot up to two (2) strides
- ☐ over or under turning up to ½ of a turn
- ☐ ticking or hitting cone
- ☐ sliding a pivot foot
- ☐ lifting a pivot foot during a pivot or set-up and replacing it in the same place
- ☐ lifting a foot in a set-up and replacing it in the same place after presentation.

5 points

- ☐ not performing the specific gait or not stopping within 3 meters of designated location
- ☐ break of gait at walk or trot for more than two (2) strides
- ☐ splitting the cone (cone between the horse and exhibitor)
- ☐ horse stepping out of or moving the hind end significantly during a pivot or turn
- ☐ horse stepping out of set-up after presentation
- ☐ horse resting a foot or hipshot in a set-up
- ☐ over or under turning ½ to ¾ turn.

10 points

- ☐ exhibitor is not in the required position during inspection
- ☐ exhibitor touching the horse or kicking or pointing their feet at the horse's feet during the set-up
- ☐ standing directly in front of the horse
- ☐ loss of lead shank, holding chain or two hands on shank
- ☐ blatant disobedience including pawing, kicking, rearing
- ☐ horse continually circling exhibitor.

Disqualifications (not to be placed)

- ☐ loss of control of horse that endangers exhibitor, other horses, or Judge
- ☐ horse becomes separated from exhibitor
- ☐ failure to display correct number
- ☐ wilful abuse
- ☐ fall of horse
- ☐ excessive schooling or training
- ☐ use of artificial aids illegal equipment
- ☐ off pattern which does include knocking over or wrong side of cone or marker
- ☐ never performing designated gait.
- ☐ over or under turning more than ¼ turn.

98. SPORTING Barrel, Figure of Eight, Keyhole and Pole Bending offered in All Age Youth, All Age Amateur and All Age Horse classes only at approved AQHA shows.

General

- ☐ all classes are timed
- ☐ if a tie occurs for first place a run-off will determine the placing's
- ☐ a whip cannot exceed 76cm in length excluding over and unders which must be attached to the saddle

Equipment

Western type saddle and equipment must be used. Any approved bit can be used irrespective of the age of the horse, any rawhide bosal, mechanical Hackamore, or other types of bridles is the optional choice of the contestant. However, mechanical Hackamore nosepieces must be covered in leather and cannot have visible or bare metal in contact with the horse's head. The Judge or Steward may prohibit the use of any bit of equipment they consider inhumane or would tend to give a horse/rider an unfair advantage. Bonnets (tie-down that goes over the poll and/or across the forehead) made of rope, flat nylon webbing or leather only (minimum 9.5mm diameter) are permitted.

Martingales and draw reins are permitted, however martingales used with curb bits must have rein stops. Draw reins may not be attached between or around the front legs.

Protective boots, leg wraps and bandages are acceptable.

Attire

It is mandatory to wear appropriate western attire, including long sleeve shirt, collar (band, stand-up, tuxedo, etc.) western hat, western pants/jeans, and western boots. The hat must be on the rider's head when the exhibitor enters the arena. Spurs and chaps are optional. Exception refer Rule 80.4.1.

98.1 Barrel

Exhibitors race against the clock, following a course consisting of three (3) barrels in a triangular "cloverleaf" pattern. Contestants must choose either the right or left barrel, circle it, and go to the next barrel, completing the course after circling the third barrel and running home.

- a) The contestant is allowed a running start. At a signal from the starter, the contestant will run to barrel number 1, pass to the left of it, and complete an approximately 360° turn around it; then go to barrel number 2, pass to the right of it, and complete a slightly more than 360° turn around it; then go to barrel number 3, pass to the right of it, and do another approximately 360° turn around it; then sprint to the finish line, passing between barrel number 1 and 2. This barrel course can also be run to the left. For example, the contestants will start to barrel number 2, turning to left around this barrel, then to barrel number 1, turning to the right, then to barrel number 3, turning again to the right, followed by the final sprint to the finish line;
- b) Knocking over a barrel carries a five-second (5) penalty;
- c) Failure to follow the course will cause disqualification;
- d) A contestant may touch the barrel with his or her hands in barrel racing;
- e) It is recommended that drags be conducted before the start of a barrel race and after every seven head. Show Management may drag more frequently;
- f) A contestant can only use a whip, rope, crop, bat, or reins anywhere on the horse twice between 1st & 2nd barrel, twice between 2nd & 3rd barrel and four times on the way home;
- g) Course must be measured exactly according to pattern and cannot exceed these dimensions. However, if the course is too large for the available space, the pattern is to be reduced 4.5 m at a time until the pattern fits the arena. Adequate space must remain between barrels and any obstacle. The distance from barrel number three to the finish line need not be reduced 4.6 m at a time if there is enough room for the horse to stop. When measuring the area for the barrel course, allow ample \ room for horses to complete their turns and stop at the finish. It is recommended there be at least 13.5 m from the starting line to the end of the arena, at least 5.4 m from barrels 1 and 2 to the

- fence and 10.8 m from barrel 3 to the end of the arena;
- h) Brightly coloured 200 litre steel drums with both ends in must be used;
 - i) No rubber or plastic barrels or barrel pads are to be used.

98.2 Figure of Eight

- a) Timing will begin as soon as the horse's nose reaches the starting line and will be stopped when the horse's nose passes over the finish line;
- b) The contestant is allowed a running start and may begin his run from either the left or right side of the first pole. Start by crossing the centre line between the upright markers, turn around the second pole, cross over the centre line again between the markers, then around the first pole and run back across the finish line;
- c) The start and finish line are 6 m wide and marked by two upright markers 3 m on each side of the centre line and short enough to not interfere with the timer if one is used. (Short pylons or cones are recommended.) The first and second poles marking the centre line are each 12 m from the start and finish line, making them a total of 24 m apart;
- d) A five-second (5) penalty will be assessed if the hat or helmet is not on the exhibitor's person for the entire time the exhibitor is in the arena in Stake Racing;
- e) Failure of a contestant to cross the start and finish line between the markers will result in no time;
- f) Failure of contestant to cross over the centre line between the markers before turning the second pole and cross back over the centre line after turning the second pole will result in no time;
- g) If an upright marker or pole is knocked down, it will result in no time.

98.3 Pole Bending

- a) Each contestant will begin from a running start, and time will begin and end as the horse's nose crosses the line. A clearly visible starting line must be provided. An electric timer or at least two (2) watches will be used, with the time indicated by the electric timer or the average time of the watches used by official timers to be the official time;
- b) The pole bending pattern is to be run around six (6) poles. Each pole is to be 6.4 m apart, the first pole is to be 6.4 m from the starting line. Poles will be set on top of the ground, 1.8 m in height, with no base more than 35cm in diameter;
- c) A horse can start either to the right or to the left of the first pole and then run the remainder of the pattern accordingly;
- d) Knocking over a pole will carry a five-second (5) penalty. Failure to follow the course will cause disqualification. A contestant may touch a pole with his or her hand in pole bending;
- e) A five-second (5) penalty will be assessed if the hat or helmet is not on the exhibitor's person for the entire time the exhibitor is in the arena in pole bending;
- f) The Judge, at his/her discretion, may disqualify a contestant for excessive use of a bat, crop, whip, or rope in front of the cinch.

98.4 Keyhole

- a) A lane 12 m long and 1.2 m wide is marked with whiting, make a circle 6 m in diameter on one end of the lane;
- b) The starting line is at the end of the lane opposite the circle. Another line is made 6 m before reaching the starting line;
- c) This is a timed event and time starts at the starting line entering the lane;
- d) The rider must have his horse inside the back line and the horse must stop his forward motion before starting the race;
- e) The rider has 6m to start the horse before time begins, at the entry of the lane;
- f) Competitor rides down the lane turning inside the circle and returning down the lane;
- g) Time starts and stops upon entering and leaving the lane;
- h) Rider will be disqualified if a horse steps on or over the line;
- i) If a horse steps back across the first line, an additional stop of his

forward motion will be required in the 6 m zone;

- j) After the original crossing of the first line, 30 seconds will be allowed to enter the lane;
- k) Three (3) Judges will be used;
- l) The 6m line is to create a 6 m zone and does not have to be drawn all the way across the arena. The rider may enter the zone at any place;

99. TRAIL

Trail classes will be judged on the performance of the horse over a minimum of six (6) obstacles, with emphasis on manners, response to the rider/handler, attitude, and quality of movement. Credit will be given to horses negotiating the obstacles with style and some degree of speed, providing correctness is not sacrificed.

99.1 Course must be designed to require each horse to show the required gaits somewhere between obstacles as a part of its work, quality of movement and cadence and will be considered as part of the manoeuvre score. Horses will not be worked on the rail.

Management, when setting courses, are to keep in mind that the idea is not to trap a horse or eliminate it by making an obstacle too difficult. All courses and obstacles are to be constructed with safety in mind to eliminate any accidents. If difficult courses are set, junior trail is to be less difficult.

If disrupted, the course will be reset after each horse has worked. In the case that a combination of obstacles is used, the course cannot be reset until the contestant finishes the entire course regardless of where any disruption occurs.

The trail course must be posted at least one (1) hour before scheduled starting time of the class.

99.2 Attire

It is mandatory for exhibitor to wear appropriate western attire, including western pants/jeans, a shirt with long sleeves and a collar, western hat and western boots.

99.3 Horse Equipment

Ridden Trail: As per Western Equipment Rule 83.

Led Trail: Leather halter, minimum overall width 20mm. Halter must lay flat with a smooth side against the skin. Silver equipment will not count over a good working outfit. Lead (leather, nylon, soft rope or mecate) attached with clip or leather strap to be fastened to the halter underneath the jaw of the horse. A chain can be used under the jaw and must be attached to the lead. Minimum length of the lead three (3) m and must not exceed nine (9) m. Roller or similar objects to keep the head under control and wrapping either soft or rigid on the halter are prohibited.

Prohibited Equipment for all trails as per Rule 83.3.

99.4 Judge must walk the course and has the right and duty to alter the course in any manner. The Judge may remove or change any obstacle they deem unsafe or non-negotiable. If at any time a trail obstacle is deemed to be unsafe by the Judge, it will be repaired or removed from the course. If it cannot be repaired and horses have completed the course, the score for that obstacle will be deducted from all previous works for that class.

99.5 Tie If a tie occurs for first place then it will be decided upon by obstacle tie breakers. Ties in minor placings will not be broken.

99.6.1 Obstacle scores are to be determined, assessed independently of penalty points. Horses are to receive credit for showing attentiveness to the obstacles and the capability of picking their own way through the course when obstacles warrant it, and willingly responding to the rider/handler's cues on more difficult obstacles.

Each obstacle will be scored on the following basis, ranging from plus 1.5 to minus 1.5.

-1.5 extremely poor, -1 very poor, -.5 poor, 0 correct, +.5 good, +1 very good, +1.5 excellent.

Led Trail - The Judge will give credit to the handler that does not enter an obstacle with the horse.

Ridden Trail - Faults scored according to severity which occur on the line of travel between obstacles include:

- ☐ head carried too high
- ☐ head carried too low and/or clearly behind the vertical excessively and consistently while the horse is in motion, or otherwise showing the appearance of intimidation
- ☐ opening mouth excessively

99.7 Penalties

Horse will be penalised for any unnecessary delay while approaching or negotiating the obstacles. Horses with artificial appearance over obstacles are to be penalised.

Penalties will be assessed, per occurrence, as follows:

1/2 point

- ☐ each tick or contact of a log, pole, cone, plant, or any component of an obstacle

1 point

- ☐ each hit, bite, or stepping on a log, cone, plant or any component of the obstacle
- ☐ incorrect or break of gait at walk or jog for two (2) strides or less
- ☐ both front or hind feet in a single-stride slot or space at a walk or jog
- ☐ skipping over or failing to step into required space
- ☐ incorrect number of strides, if specified
- ☐ split pole in lope-over (Ridden trail)
- ☐ holding horse by halter rather than lead (Led Trail).

3 points

- ☐ incorrect or break of gait at walk or jog for more than two (2) strides
- ☐ knocking down an elevated pole, cone, barrel, plant, obstacle, or severely disturbing an obstacle
- ☐ falling or jumping off or out of a bridge or a water box with one foot once the horse has got onto or into that obstacle
- ☐ stepping outside of the confines of an obstacle with designated boundaries (i.e. back through, 360° box, side pass) with one foot once the horse has entered the obstacle.
- ☐ missing or evading a pole that is a part of a series of an obstacle with one foot
- ☐ out of lead or break of gait at lope, except when correcting an incorrect lead (Ridden Trail).

5 points

- ☐ dropping slicker or object required to be carried on course
- ☐ first or second cumulative refusal, balk, or evading an obstacle by shying or backing
- ☐ letting go of gate or dropping rope gate
- ☐ use of either hand to instil fear or praise
- ☐ falling or jumping off or out of a bridge or a water box with more than one foot once the horse has got onto or into that obstacle
- ☐ stepping outside of the confines of an obstacle with designated boundaries (i.e. back through, 360° box, side pass) with more than one foot once the horse has entered the obstacle.
- ☐ missing or evading a pole that is a part of a series of an obstacle with more than one foot
- ☐ blatant disobedience (including kicking out, bucking, rearing, striking)
- ☐ holding saddle with either hand (Ridden Trail).

DISQUALIFIED DQ Score will not be placed

- ☐ performing the obstacle incorrectly or other than in specified order
- ☐ no attempt to perform an obstacle
- ☐ equipment failure that delays completion of pattern excessively or repeatedly
- ☐ entering or exiting an obstacle from the incorrect side or direction
- ☐ working the obstacle in the incorrect direction, including overturns of more than 1/4 turn

- ☐ riding or leading a horse outside designated boundary marker of the arena or course area
- ☐ third cumulative refusal, balk, or evading an obstacle by shying or backing
- ☐ failure to ever demonstrate correct lead and/or gait as designated
- ☐ failure to follow the correct line of travel between obstacles
- ☐ excessive schooling, pulling, turning, stepping or backing anywhere on course
- ☐ failure to open and shut gate or failure to complete gate
- ☐ use of two hands (except in Snaffle bit or Hackamore classes designated for two hands) or changing hands on reins; except for junior horses shown with Hackamore or Snaffle bit, only one hand may be used on the reins, except that it is permissible to change hands to work an obstacle as outlined in Western equipment, or to straighten reins when stopped (Ridden Trail)
- ☐ use of romal other than as outlined in Western equipment (Ridden Trail)
- ☐ excessively or repeatedly touching the horse on the neck to lower the head (Ridden Trail)
- ☐ on the line of travel between obstacles - head carried too low (tip of ear below the withers consistently), over flexing or straining neck in head carriage so the nose is carried behind the vertical consistently (Ridden Trail)
- ☐ physically pushing, or hitting horse with lead line or any object (Led Trail).

99.8 Obstacles

Use obstacles that do not endanger the horse or exhibitor. Measuring - When the distances and spaces are measured between all obstacles, the inside base to inside base measurement of each obstacle, considering the normal path of the horse, will be the measuring point. Enough space must be provided for a horse to jog at least 9m and lope (Ridden trail) at least 15m, for the Judges to evaluate these gaits.

99.8.1 Led Trail

Mandatory obstacles choose three (3) from this list and at least three (3) different other obstacles are to be selected from the list of optional obstacles:

- a) Opening, passing through and closing gate. Use a gate that does not endanger horse or handler. Must be left hand push away gate;
- b) Horse must go over at least four (4) logs or poles. These can be in a straight line, curved or zig zag. Spacing must be: Walk over 30-50cm; Jog over 75-90cm;
- c) Backing obstacles to be spaced a minimum of 70cm apart. Back thru L Shape, V shape, U shape or similar shape.

Optional Obstacles, but not limited to:

- ☐ back through and around at least three (3) markers. Minimum ground space 70cm;
- ☐ horse over wooden bridge. Minimum width 90cm, minimum length 1.8m, maximum height from ground to top of bridge 30cm. Bridge must be sturdy, safe, without sides and negotiated at the walk only;
- ☐ serpentine obstacles at walk and/or jog. Spacing a minimum of 1.1m or 1.5m for jog;
- ☐ carry object from part of the arena to another (only objects that reasonably might be carried on a trail ride can be used);
- ☐ put on and remove slicker;
- ☐ remove and replace materials from mailbox;
- ☐ side pass – diameter of pole is maximum height of 15cm;
- ☐ an obstacle consisting of 4 poles each 1.5 to 2m long, laid in a square. Each contestant will enter the square by walking over pole as indicated. When all four feet are in the square, horse is to execute a turn as indicated and depart;

A circle to walk/jog in. Approximately 6m in diameter to be

- marked out, with four (4) cones or similar safe objects;
- ☐ any other safe and negotiable obstacle which could reasonably be expected to be encountered on a trail ride and meets the approval of the Judge can be used;
- ☐ a combination of one or more of the obstacles is acceptable.

99.8.2 Ridden Trail

Mandatory obstacles choose three (3) from this list and at least three (3) different other obstacles selected from the list of optional obstacles:

- a) Opening, passing through and closing gate, (losing control of gate is to be penalised). If the gate has a metal, plastic or wooden support bar under the opening, contestants must work the gate moving forward through it. One hand only must be on the reins at all times whilst working the gate. Height 1.4m to 1.5m, gate opening 1.4m to 1.5m, latch or chain to be a minimum of 1.3m measured from the ground;
- b) Ride over at least four (4) logs or poles. These can be in a straight line, curved, zigzag or raised. All elevated elements must be placed in a cup, notched block, or otherwise secured so they cannot roll. Jog overs and Lopec overs cannot be elevated in Novice trail. Spacing as follows or increments thereof:
 - ☐ **Walkovers:** will be 40cm to 60cm between the poles and may be elevated to 30cm. Elevated walkovers are to be set at least 55cm apart
 - ☐ **Jog overs:** will be 90cm to 105cm between the poles and may be elevated to 20cm
 - ☐ **Lopec overs:** will be 1.8m to 2m or increments thereof between the poles and may be elevated to 20cm.

Minimum length of poles to be used in a lopec over is 1.8m

- c) **Backing obstacle.** To be spaced a minimum of 70cm. If elevated, 75cm is required. Entrants cannot be asked to back over a stationary object.
 - ☐ back through and around at least three (3) markers
 - ☐ back through an L, V, U, straight, or similar shaped course. May be elevated no more than 60cm.

- Optional Obstacles,** but not limited to:
- ☐ water hazard (ditch or small pond). no metal or slick bottom-boxes will be used
 - ☐ serpentine obstacles at walk or jog, spacing to be minimum of 1.8m for jog
 - ☐ carry object from one part of arena to another, (only objects which reasonably might be carried on a trail ride can be used)
 - ☐ ride over wooden bridge, minimum width 90cm, minimum length 1.8m, maximum height from ground to top of bridge 30cm. bridge must be sturdy, safe, and negotiated at the walk only
 - ☐ put on and remove slicker
 - ☐ remove and replace materials from mailbox
 - ☐ side pass, may be elevated to a maximum of 30cm
 - ☐ an obstacle consisting of four (4) poles, each a minimum of 1.5m long, laid in a square. Each contestant will enter the square by riding over pole as indicated. when all four (4) feet are inside the square, rider should execute a turn, as indicated, and depart
 - ☐ any other safe and negotiable obstacle which could reasonably be expected to be encountered on a trail ride and meets the approval of the judge may be used
 - ☐ a combination of two (2) or more of any obstacle is acceptable.

99.8.3 Unacceptable Obstacles for Trails

- ☐ tyres
- ☐ animals
- ☐ hides
- ☐ pvc pipe
- ☐ jumps
- ☐ rocking or moving bridges
- ☐ flames, dry ice, fire extinguisher etc.
- ☐ straddle a rail
- ☐ water hazards (led trail) water box with floating or moving parts (ridden trail)

- ☐ elevated poles (led trail) - poles elevated in a manner that permits such to roll (ridden trail)
- ☐ dismounting, ground ties (ridden trail).

100. WALK JOG/TROT – Youth only 5 to 10 years as at 1 August. These classes are designed for the very inexperienced competitor who is capable of riding without assistance of an adult leading them. Most of these youngsters are just beginning to compete in youth classes and may not be capable of riding with more experienced contestants.

These classes can be held at "A" and "AA" approved shows.

It is mandatory that show management designate two (2) adults (other than Judge & Ring Steward) to be in the arena during the class to help any contestant who might need assistance. The two (2) adults are to be stationed to avoid disrupting class.

- a) If the rider is riding two (2) handed then the horse must be in a Snaffle (regardless of horses age);
- b) No two (2) or three (3) year old horses can be used in any Youth Walk & Jog/Trot classes;
- c) Equipment/gear and apparel must be used/worn according to the type of class contested (Western or English) Exception: It is mandatory for the rider to wear an Approved Safety Helmet. Refer Rule 80.4;
- d) When riding in a western saddle it must have fenders of a suitable length and English saddle stirrups are to be a suitable length. Buddy stirrups are acceptable;
- e) The contestant will be judged on his ability to govern, control, and properly exhibit the horse they are riding;
- f) If the Judge feels that the ability of the contestant's merits, he may request the contestants to extend the jog or trot;
- g) No rider entering any of the classes listed below can enter any other ridden class on the program.

100.1 Classes offered:

- ☐ Youth Walk and Jog Western Pleasure
- ☐ Youth Walk and Jog Western Horsemanship
- ☐ Youth Walk and Jog Trail
- ☐ Youth Walk and Trot Hunter Under Saddle
- ☐ Youth Walk and Trot Hunt Seat Equitation

a) Western Pleasure and Hunter Under Saddle

The classes will be worked at a walk and trot/jog both directions of the ring.

In the line-up the Judge may ask the riders to back their horses.

b) Western Horsemanship, Trail, Hunt Seat Equitation

Judges are to be mindful of the age and limitations of the riders when setting patterns.

A Walk and Trot or Walk and Jog must be included in these patterns accordingly. Trail obstacles – Refer Rule 99

101. VERSATILITY RANCH HORSE SHOW

General information for all Versatility Ranch Classes

The Versatility Ranch Horse demonstrates the performance, versatility, and conformation of the Australian Quarter Horse as a working horse. The intent is to reward an exhibitor and/or horse based on their level of expertise.

Refer to Rule 46.2 for divisions and show approval requirements

101.1 Class Participation

- a) No horse under 3 years of age may be exhibited;
- b) No hoof polish/black;
- c) No braided or banded manes/tails or tail extensions;
- d) Trimming inside ears is discouraged. Trimming bridle path is allowed, also trimming of fetlocks or excessive (long) facial hair;
- e) Equipment with silver should not count over a good working outfit. Silver on bridles and saddles is discouraged;
- f) Holding the saddle horn with either hand will not be penalised in any class;
- g) Posting or standing in stirrups at extended trot is acceptable;
- h) Snaffle Bit maybe used on Junior horses in all classes except Open competitors attempting the Roping section of Ranch Cow

Work;

- i) Bosal or Mecate may be used on Junior horses in all classes except Open competitors attempting the Roping section of Ranch Cow Work;
- j) The use of two-rein is only allowed in Ranch Reining, Ranch Cow Work and Limited Ranch Cow Work.

101.1.1 Tie Breaker - Specific manoeuvres and/or obstacles will be selected by Judge prior to start of the class and so noted on score sheets, these manoeuvres will be ranked as first tie breaker, second, third etc.

101.1.2 Fall by a Horse or Rider the run will end when the horse or rider fall to the ground.

101.1.3 Equipment failure that delays competition and/or becomes unsafe, the run is stopped, and the exhibitor will be given credit for what they have accomplished prior to that point but cannot place above other exhibitors who complete the pattern correctly and will be considered off pattern.

101.1.4 Scoring Except for the Conformation class, each exhibitor is scored between 0-100 points and automatically begins the run with a score of 70 points. The exhibitor is scored on the quality of each manoeuvre:

-1 ½ extremely poor, -1 very poor, - ½ poor, 0 correct, + ½ Good, +1 very good, +1 ½ excellent

Pluses and minuses reflect the smoothness, finesse, attitude, quickness, and authority of the exhibitor when performing the various manoeuvres.

Penalties may be accrued for incorrect manoeuvre execution.

101.2 Versatility Ranch Pleasure

The purpose of the Ranch Pleasure class is to measure the ability of the horse to be a pleasure to ride while being used as a means of conveyance from performing one property horse task to another. The horse should reflect the versatility, attitude, and movement of a working horse riding outside the confines of an arena. The horse should be well-trained, relaxed, quiet, soft, and cadenced at all gaits. The ideal ranch horse will travel with forward movement and demonstrate an obvious lengthening of stride at extended gaits. The horse is to be ridden with light contact or on a relatively loose rein without requiring undue restraint, but not shown on a full drape of reins. The overall manners and responsiveness of the Ranch Pleasure horse to make timely transitions in a smooth and correct manner, as well as the quality of the movement are of primary considerations. The ideal Ranch Pleasure horse should have a natural head carriage at each gait.

- a) Horses will be shown individually, and the class may be conducted inside or outside of an arena. The pattern may be started either to the right or left direction. Show Management has the option to set markers to designate gait changes. If the class is held inside an arena, the course shall be set up to make approximately one pass of the arena in each direction. Any one of the three (3) AQHA Versatility Ranch Pleasure patterns may be used or the Judge can provide another pattern if all elements of the class are fulfilled as follows:

- ☐ horses will be shown at three (3) gaits; walk, trot and lope in each direction of the arena.
- ☐ horses will also be asked to reverse, stop and back.
- ☐ The Judge must ask for an extended trot and extended lope at least one direction of the ring.

- b) **Credits and Penalties** - Part of the evaluation of this class is on smoothness of transitions. A horse may be collected from the extended trot as the horse moves into the lope. The transition from the extended lope down to the trot is a transition to the seated trot not the extended trot. Therefore, an extra cue to achieve this gait is expected. Horses that complete this total transition within three (3) strides calmly and obediently should be

rewarded. Horses that attempt to stop or do stop prior to trotting will be penalised. Judges expect to see horses that have been trained to respond to cues. To see these cues applied discretely and the horse responding correctly could be a credit-earning situation;

c) Penalties will be assessed as follows:

1 Point

- ☐ over-bridled (per manoeuvre).
- ☐ out of frame (per manoeuvre).
- ☐ too slow.
- ☐ break of gait at walk or trot for two (2) strides or less.

3 Points

- ☐ wrong lead or out of lead.
- ☐ draped reins.
- ☐ break of gait at lope, except when correcting an incorrect lead.
- ☐ break of gait at walk or trot for more than two (2) strides.
- ☐ out of lead or cross-cantering more than two (2) strides when changing leads.
- ☐ trotting more than three strides when making a simple lead change

5 Points

- ☐ spurring in front of cinch.
- ☐ blatant disobedience.
- ☐ use of either hand to instil fear/praise.

10 points

- ☐ unnatural ranch horse appearance (horse's tail is obvious and consistently carried in an unnatural manner in every manoeuvre).

Off-Pattern (OP)

Exhibitors cannot place above others who complete pattern correctly.

- ☐ repeated blatant disobedience.
- ☐ breaking pattern.
- ☐ incomplete manoeuvre.
- ☐ eliminating or adding manoeuvres.
- ☐ use of two hands (except Junior horses shown in a Snaffle bit/Hackamore).
- ☐ more than one finger between split reins or any fingers between romal reins (except in the two-rein).

Disqualification (DQ)

- ☐ lameness
- ☐ abuse
- ☐ illegal equipment, improper western attire
- ☐ disrespect or misconduct
- ☐ leaving working area before pattern is complete
- ☐ fall of horse/rider.

101.3 Versatility Ranch Trail

A Versatility Ranch Trail class should test the horse's ability to cope with situations encountered while being ridden through a pattern of obstacles generally found during everyday property work. The horse/rider team is judged on correctness, efficiency, and pattern accuracy with which the obstacles are negotiated, and the attitude and mannerisms exhibited by the horse. Judging emphasis is on identifying the well-broke, responsive, and well-mannered horse which can correctly navigate and negotiate the course.

101.3.1 Course

The Versatility Ranch Trail course will include no less than six (6) and no more than nine (9) obstacles. It is mandatory that the horse be asked to walk, trot and lope during the course.

Walk can be part of obstacle score or be scored with the approaching obstacle.

Trot must be at least 12m and score with approaching obstacle.

Lope The lope must be lead-specific, at least 17m and score with approaching obstacle.

Care must be exercised to avoid setting up any obstacles that may be hazardous to the horse or rider.

Setting Courses

When setting courses, Judge/Management will be mindful that the idea is not to trap an exhibitor or eliminate them by making an obstacle too difficult. All courses and obstacles are to be constructed with safety in mind to reduce the risk for accidents. Show Committee/Judge shall have the option of setting up the trail course to best fit the arena conditions. An outdoor course is recommended if appropriate terrain is available. Each single-performance class can be time consuming, especially with large classes, so it is imperative that time restrictions are placed on this class. The Show Committee/Judge, either through a pilot run or estimation, shall select a course that has a continuous and positive flow that can be negotiated in four (4) minutes or less. The course must be designed using the mandatory obstacles and manoeuvres plus optional obstacles. Combining two or more of the obstacles is acceptable.

101.3.2 Mandatory Obstacles and/or Manoeuvres

- a) Ride over logs on the ground
 - ☐ the formation of the logs will be a straight line, curve or zig zag and can be raised to a height of no more than 30cm.
 - ☐ walk, trot or lope may be used but only one gait is required.
 - ☐ a maximum of five (5) logs to be used, with a maximum height of 25cm with spacing being:
 - Walkovers** - between 66cm to 76cm
 - Trot overs** - between 91cm to 107cm
 - Lope overs** - between 183cm to 213cm;
- b) **Gate Opening**, passing through and closing a hinged swinging gate (not a rope gate). Use gate that will not endanger horse or rider and requires minimum side-passing;
- c) **Bridge** to be sturdy, safe, and negotiated at a walk only. Heavy plywood lying flat on the ground is an acceptable simulation of a bridge. Suggested minimum width shall be 91cm wide and at least 183cm long;
- d) **Backing** an L, V, U or zig zag shape or in a straight line. Obstacles are to be spaced at a minimum width of 71cm and if elevated, maximum height must be 61cm;
- e) **Side-pass** any object which is safe and of any length may be used to demonstrate responsiveness of the horse to leg signals. Raised side pass obstacles should not exceed 30cm;
- f) **Drag an object** – For Open and Amateur divisions only. Drag may be a complete figure of eight and may begin in either direction. The exhibitor must have the rope dalled on the saddle horn (half or full dally) for the duration of the drag.

101.3.3 Optional Obstacles

Optional obstacles may be used provided the obstacles can be found in everyday ranch work. Optional obstacles from which selections can be made are:

- ☐ a jump obstacle whose centre height is not less than 35cm or more than 63cm high. Holding the saddle horn is permissible for this obstacle
- ☐ only live or stuffed animals which would normally be encountered in an outdoor setting may be used but not to be used to spook a horse
- ☐ carry object from one part of the arena to another
- ☐ remove and replace materials from a mailbox
- ☐ trot through cones spaced a minimum of 183cm apart
- ☐ cross natural ditches or ride up embankments
- ☐ swing rope or throw rope at a dummy steer head
- ☐ step in and out of obstacle
- ☐ put on slicker or coat
- ☐ stand to mount with mounting block
- ☐ walk through water obstacle
- ☐ open gate on foot
- ☐ pick up feet
- ☐ walk through brush
- ☐ ground tie (hobbles are allowed);
- ☐ lead at the trot.

101.3.4 Prohibited Obstacles

- ☐ tarps
- ☐ water obstacles with slick bottoms
- ☐ pvc pipe used as a jump or walk over
- ☐ tyres
- ☐ rocking or moving bridges
- ☐ logs elevated in a manner that permits such to roll in a dangerous manner.

101.3.5 Judges must walk the course and have the right and duty to alter the course if it is not in keeping with the intent of the class. Judges may remove or change any obstacles they deem unsafe, non-negotiable, or unnecessarily difficult. Any time a trail obstacle becomes unsafe during a class, it shall be repaired or removed from the course. If the course cannot be repaired and some horses have completed the course, the score for that obstacle shall be deducted from all previous draws in that class.

101.3.6 Pattern must be posted at least one (1) hour prior to competition.

101.3.7 Credits and Penalties - All runs begin upon entering the arena and any infractions are subject to penalty at that time (such as two hands on the reins, using either hand to instil fear or praise, etc.). The rider has the option of eliminating any obstacle, however this will result in being "off pattern" (OP) and the exhibitor will not place above others who have completed the pattern correctly. A Judge may ask a horse to pass on an obstacle after three refusals or at any time for safety concerns.

Credit is given to exhibitors that negotiate the obstacles correctly and efficiently. Horses should receive credit for showing attentiveness to obstacles and ability to negotiate through the course when the obstacles warrant it while willingly responding to rider's cues on more difficult obstacles. Quality of movement and cadence should be considered part of the manoeuvre score for the obstacle.

Penalties are assessed as follows:

1 Point

- ☐ over-bridled (per manoeuvre)
- ☐ out of frame (per manoeuvre)
- ☐ each hit, bite or stepping on a log, cone plant or any component of the obstacle
- ☐ incorrect or break of gait at walk or trot for two (2) strides or less
- ☐ both front or hind feet in a single-stride slot or space at a walk or trot
- ☐ skipping over or failing to step into required space
- ☐ split pole in lope-over
- ☐ incorrect number of strides, if specified
- ☐ one to two steps on mount/dismount or ground tie except shifting to balance.

3 Points

- ☐ wrong lead or out of lead
- ☐ draped reins
- ☐ break of gait at lope, except when correcting an incorrect lead
- ☐ break of gait at walk or trot for more than two (2) strides
- ☐ three to four steps on mount/dismount on ground tie.

5 Points

- ☐ spurring in front of cinch
- ☐ blatant disobedience
- ☐ use of either hand to instil fear/praise
- ☐ knocking over, stepping out of or falling off an obstacle
- ☐ dropping an object required to be carried
- ☐ 1st or 2nd cumulative refusal
- ☐ letting go of gate
- ☐ five or more steps on mount/ dismount or ground tie.

10 points

- ☐ unnatural ranch horse appearance (horse's tail is obvious and consistently carried in an unnatural manner in every manoeuvre).

Off-Pattern (OP)

Exhibitors cannot place above others who complete pattern correctly.

- ☐ incomplete manoeuvre
- ☐ eliminating or adding a manoeuvre
- ☐ breaking pattern
- ☐ 3rd refusal
- ☐ repeated blatant disobedience
- ☐ failure to dally and remain dallied during the drag
- ☐ use of two hands (except junior horses shown in a Snaffle bit/Hackamore)
- ☐ more than one finger between split reins or any fingers between romal reins (except in the two-rein)
- ☐ failure to open and shut gate, or failure to complete gate.

Disqualification (DQ)

- ☐ Lameness, abuse
- ☐ leaving working area before pattern is complete
- ☐ illegal equipment, improper western attire
- ☐ disrespect or misconduct
- ☐ fall of horse/rider.

101.4 Versatility Ranch Reining

The Versatility Ranch Reining class measures the ability of the ranch horse to perform basic handling manoeuvres with a natural head carriage in a forward looking manner. Patterns may be chosen from any of the Ranch Reining patterns or the Judge may supply their own pattern if all aspects of these Rules are adhered to

101.4.1 Credits and Penalties All runs begin upon entering the pen and any infractions are subject to penalty at that time such as two hands on the reins, using either hand to instil fear or praise, etc. To rein a horse is not only to guide him but also to control his every movement. The best reined horse should be willingly guided or controlled with little or no apparent resistance and dictated to completely. Any movement on his own must be considered a lack of control. All deviations from the exact written pattern must be considered a lack of or temporary loss of control and therefore a fault that must be marked down according to severity of deviation. The horse/rider team's overall performance should be credited for smoothness, finesse, attitude, quickness, and authority of performing various manoeuvres while using controlled speed which raises the degree of difficulty and makes the horse/rider team more exciting a pleasing to watch.

Penalties

½ Point

- ☐ starting a circle or exiting a roll-back at a trot for up to two (2) strides
- ☐ delayed change of lead by one stride where the lead change is required by the pattern description
- ☐ failure to remain a minimum of 6m from the wall or fence when approaching a stop and/or roll-back
- ☐ over-spin or under-spin up to ¼ turn.

1 Point

- ☐ over-bridled (per manoeuvre)
- ☐ out of frame (per manoeuvre)
- ☐ out of lead in the circles, figure eights or around the end of the arena (this penalty is cumulative and will be deducted for each quarter of a circle the horse is out of lead)
- ☐ over or under spinning ¼ to ½ turn
- ☐ slipping rein.

2 Points

- ☐ break of gait
- ☐ freeze up in spins or roll-backs
- ☐ failure to stop or walk before executing a lope departure on trot-in patterns
- ☐ failure to be in a lope prior to the first marker on run-in patterns
- ☐ failure to completely pass the specified marker before initiating a stop position

- ☐ trotting beyond two strides, but less than ½ circle or ½ length of the arena.

5 Points

- ☐ spurring in front of cinch
- ☐ blatant disobedience
- ☐ use of either hand to instil fear/praise.

10 points

- ☐ unnatural Ranch Horse appearance (horse's tail is obvious and consistently carried in an unnatural manner in every manoeuvre).

Off-Pattern (OP)

Exhibitors cannot place above others who complete the pattern correctly;

- ☐ breaking pattern
- ☐ inclusion of manoeuvre (e.g. over or under-spinning, backing more than two (2) strides, etc.)
- ☐ trotting in excess of ½ circle or ½ length of the arena
- ☐ repeated blatant disobedience
- ☐ use of two hands (except junior horses shown in a Snaffle bit/Hackamore)
- ☐ more than one finger between split reins or any fingers between romal reins (except in the two-rein).

Disqualification (DQ)

- ☐ lameness, abuse
- ☐ illegal equipment, improper western attire
- ☐ disrespect or misconduct
- ☐ leaving arena before pattern is complete
- ☐ fall of horse/rider.

101.5 Versatility Ranch Cutting

This class is judged on the ability of the horse to work a cow by separating it from the herd and holding it to demonstrate the horse's ability to work the cow. A single cow is cut from the herd and the horse must demonstrate its ability to work the cow.

101.5.1 Objective is to cut one or two cows, based on the division, from the herd and work the cow(s) with the assistance of two turn-back riders and two herd holders. Show Management may supply two herd holders and two turn back riders, or exhibitors may supply their own helpers. If an exhibitor is a herd holder or turn back rider, he or she may use the horse that they are competing on or use a different horse. NB: Announcer to notify when one (1) minute remaining.

- a) For Open and Amateur division competition, there will be a two minute time limit. Each exhibitor must work two head and has the option of ending their run before the two minute limit or working the full two minutes;
- b) For Youth competition, there will be a one and a half minute time limit. Each exhibitor may work one or two cows and has the option of ending their run before the one and one-half minute time limit or working the full one and one-half minutes. Working two cows does not assure extra credit to the run;
- c) Time will begin when a rider crosses a pre-determined and marked timeline prior to entering the herd. The rider will then quietly separate his/her cow from the herd;
- d) Unnecessary roughness or disturbing the herd excessively could result in disqualification;
- e) Ultimate credit will be given to the horses demonstrating excellence in the herd work by committing to, driving, setting up and working a cow in the centre of the arena with minimal disturbance to the herd;
- f) Horses will not be penalised for reining during the cutting portion, but should display natural ability;
- g) The hot quit shall be considered in the run content.

101.5.2 Scoring: 100 percent will be judged by the horse's ability and performance.

Penalties will be assessed as follows:

1 Point

- ☐ over-bridled (per manoeuvre)
- ☐ out of frame (per manoeuvre)

- ☐ losing working advantage
- ☐ toe, foot, or stirrup on the shoulder
- ☐ working out of position.

3 Points

- ☐ cattle picked up or scattered
- ☐ spurring on shoulder
- ☐ pawing or biting cattle
- ☐ back fence
- ☐ hot quit.

5 Points

- ☐ horse quitting cow
- ☐ losing cow
- ☐ changing cattle after a specific commitment
- ☐ failure to separate a single animal after leaving the herd
- ☐ blatant disobedience.

10 Points

- ☐ unnatural Ranch Horse appearance (horse's tail is obvious and consistently carried in an unnatural manner in every manoeuvre).

Off Pattern (OP)

- ☐ turn tail
- ☐ failure to cut two cows
- ☐ use of two hands (except junior horses shown in a Snaffle bit/Hackamore)
- ☐ more than one finger between split reins or any fingers between romal reins (except in the two-rein).

Disqualification (DQ)

- ☐ Lameness, abuse
- ☐ disrespect or misconduct
- ☐ illegal equipment, improper western attire
- ☐ excessive disturbance of herd to the point that exhibitor is asked to leave the arena
- ☐ leaving arena before run is complete
- ☐ fall of horse/rider.

101.6 Versatility Ranch Cow Work

The ideal Versatility Ranch horse must also be a cow horse and this class demonstrates and measures the horse's ability to do cow work. Holding the saddle horn is permitted. There is a time limit per exhibitor to perform the work depending on the division and the time begins when the cow is turned into the arena.

If the time has not elapsed and the Judge is satisfied that all requirements of the class have been met, the Judge should blow the whistle for the exhibitor to cease work. The Judge may blow a whistle at any time for the exhibitor to cease work for safety reasons.

Judges will give credit for what they have seen. Only the Judge may award a new cow to a contestant to replace a cow that will not honour a horse. If the Judge awards a new cow, the exhibitor has the option to refuse the new cow by continuing to work. If the exhibitor accepts the new cow, the time for working the cow will start over. If the exhibitor intends to accept the new cow, the exhibitor must pull up immediately. When multiple Judges are scoring, any one of the Judges may terminate the work or signal for a new cow.

101.6.1 Time Limits

- a) **Open, Amateur and Youth** divisions are allotted three (3) minutes to complete the work;
Limited Amateur and Youth are allotted one minute and forty five seconds;
- b) When there is one (1) minute left, the announcer will announce, "one minute remaining". At end of allotted time the announcer will call "time".

101.6.2 There are three (3) parts to the class:

- ☐ boxing
- ☐ fence work
- ☐ roping or circling.

Boxing the Cow: The rider shall ride into the arena, face the cattle entry gate and signal for their cow to be turned into the arena. The

cow shall be controlled on the entry end of the arena for enough time to demonstrate the horse's ability to hold the cow. If the cow does not immediately challenge the horse, the rider shall aggressively move in on the cow to demonstrate his horse's ability to drive and block the cow on the entry fence.

Fence Work: After the cow has been controlled on the entry end of the arena, the rider shall set the cow up and drive it down either side of the arena. The cow should be turned on the fence at least once in each direction. The first run out for a turn shall be past the half-way mark of the arena. All turns down the side shall be completed before reaching the end fence.

Roping or Circling: The Amateur and Youth exhibitor has the option of circling the cow in the middle of the arena in both directions in lieu of roping. An Amateur or Youth exhibitor may circle or rope the cow but cannot combine the two to get credit for this portion of the run. Open exhibitors must rope the cow. To rope the cow, the exhibitor must be carrying a rope when the run starts. The exhibitor may pull up after the fence work, take down the rope and proceed to rope and stop the cow. The exhibitor must then rope the cow and bring it to a stop. In the roping portion of the class, two (2) throws are permitted, and the horse will be judged on two (2) manoeuvres: tracking/rating and stopping the cow. It is not necessary that the exhibitor catch to receive a score in the roping portion. The catch is legal if the cow looks through the loop and the rope pulls tight on any part of the animal's body except the tail. The rope may be tied on or dallied. If the exhibitor does not catch, the horse will be given credit for rating and tracking and will be assessed a two (2) point penalty to circle the cow, the exhibitor will manoeuvre the cow smoothly at least 360° in each direction without interference from the fence. The circle's size, symmetry, speed, and relative balance from right and left show control. Tightening the circles down with fast head-to-head speed will be a credit situation. The circles should be completed before the cow is exhausted. Once an exhibitor has committed to circling a cow, if the cow falls no new cow will be awarded. The exhibitor will complete the run by riding around the fallen cow to fulfil circling requirements. In the circling portion of the judging, one whistle will terminate the work and two whistles will award a new cow.

101.6.3 Credits All runs begin upon entering the pen, any infractions (such as two hands on the reins, using either hand to instil fear or praise, etc.) are subject to penalty at that time.

Credit will be given:

Boxing: for the horse's expression and its 'cow sense' (i.e., making moves with little rider assistance); holding, controlling, and turning the cow; the amount of work done; and the degree of difficulty of the work.

Fence Work: for making the first run past the centre of the arena; making turns right on the cow; and controlling a difficult cow.

Roping: for rating and following cow to allow rider the optimal roping position; stopping hard; and staying in the ground during the hold. Credits for each element of Roping range from minus 1½ to plus 1½.

Circling: when the horse works willingly; acknowledges the cow; and gets close enough to the cow to control the circles. Credits for Circling range from minus 1½ to plus 1½ points for each direction.

101.6.4 Penalties will be assessed as follows:

1 Point

- ☐ over-bridled (per manoeuvre)
- ☐ out of frame (per manoeuvre)
- ☐ loss of working advantage
- ☐ using the corner or the end of the arena to turn the cow when going down the fence
- ☐ changing sides of arena to turn cow
- ☐ for each length horse runs past cow
- ☐ working out of position
- ☐ slipping rein
- ☐ failure to drive cow past middle marker on first turn
- ☐ two-loop catch in amateur and youth classes.

2 Points

- ☐ going around the corner of the arena before turning cow
- ☐ when working an animal in the open field (at least 6 m from the side of arena) and the animal gets within 1 m from the end fence before being turned
- ☐ failure to catch if roping in amateur and youth classes.

3 Points

- ☐ exhausting or overworking the cow before circling or roping
- ☐ hanging up on the fence (refusing to turn)
- ☐ knocking down the cow without having a working advantage
- ☐ two-loop catch when roping in open class.

5 Points

- ☐ failure to turn the cow both directions on the fence
- ☐ spurring in front of cinch
- ☐ blatant disobedience
- ☐ use of either hand to instil fear/praise
- ☐ failure to catch when roping, in open class.

10 points

- ☐ unnatural Versatility Ranch horse appearance (Horse's tail is obvious and consistently carried in an unnatural manner in every manoeuvre).

Off-Pattern (OP)

Cannot place above others who complete pattern correctly.

- ☐ Turning tail
- ☐ failure to attempt any part of the class (includes no attempt at roping in the open divisions)
- ☐ repeated blatant disobedience
- ☐ schooling after entering the arena prior to calling for cow
- ☐ schooling horse between cows if new cow is awarded, or complete loss of rope in open class
- ☐ use of two hands (except junior horses shown in a Snaffle bit/Hackamore)
- ☐ more than one finger between split reins or any fingers between romal reins (except in the two-rein).

Disqualification (DQ)

- ☐ bringing the cow straight over backwards landing on its back or head with all four feet in the air
- ☐ lameness, abuse,
- ☐ illegal equipment, improper western attire
- ☐ disrespect or misconduct
- ☐ leaving arena before run is complete
- ☐ fall of horse/rider.
- ☐ Note: If the open rider runs out of time to rope, there will be no credit for the stop/hold manoeuvre and a five (5) point penalty for failure to catch. Riders may still earn credit for tracking/ rating, control/position and speed/ degree of difficulty.

101.7 Versatility Limited Ranch Cow Work Amateur/Youth

Exhibitors in the limited ranch cow work cannot compete in both the ranch cow work and limited cow work class, at the same Show with the same horse. Any Amateur or Select rider may fall back one time to the Limited Ranch Cow work. Time limits refer to Rule 101.6.1.

101.7.1 There are three (3) parts to the cow work:

- ☐ boxing the cow
- ☐ setting up the cow and driving it down the fence to the opposite end of the arena, and
- ☐ boxing it at the opposite end of the arena.

There is no expectation that the exhibitor will make a 'fence turn', rather the drive down the fence demonstrates correct position and control around the corner.

Boxing the Cow

The rider shall ride into the arena, face the cattle entry gate, and signal for their cow to be turned into the arena. The cow shall be controlled on the entry end of the arena for an enough time to demonstrate the horse's ability to "hold" the cow. If the cow does not immediately challenge the horse, the rider shall aggressively move in on the cow to demonstrate his horse's ability to drive and block the cow on the entry fence.

Set Up Cow, Drive Down Fence to Opposite End of Arena

After the cow has been controlled on the entry end of the arena, the rider shall set the cow up for driving down the side of the arena. When coming out of corner, the horse shall be close enough to cow to demonstrate control with cow against the fence. This distance and control should be maintained for approximately ½ to ¾ the length of arena. Rider will then stop and release the cow and move horse toward centre of arena to set the cow up for boxing.

Boxing the Cow at Opposite End of Arena

The exhibitor will again control or "hold" the cow for the remainder of time at end of the arena to demonstrate the horse's ability to "hold" the cow.

101.7.2 Credits All runs begin upon entering the pen; any infractions (such as two hands on the reins, using either hand to instil fear or praise, etc.) are subject to penalty at that time.

Boxing: Credit will be given for the horse's expression and its 'cow sense' (i.e., making moves with little rider assistance); holding, controlling, and turning the cow; the amount of work done; and the degree of difficulty of the work.

Set Up Cow and Drive Down Fence: Credit will be given for rating the cow; blocking the cow with pressure towards the end of the arena; driving the cow with control down the side of the arena; and controlling a difficult cow.

101.7.3 Penalties will be assessed as follows:

1 Point

- ☐ over-bridled (per manoeuvre)
- ☐ out of frame (per manoeuvre)
- ☐ loss of working advantage
- ☐ working out of position
- ☐ slipping rein.

3 Points

- ☐ knocking down the cow without having a working advantage
- ☐ losing a cow while boxing.

5 Points

- ☐ spurring in front of cinch
- ☐ blatant disobedience
- ☐ use of either hand to instil fear/praise
- ☐ use of two hands (except in Snaffle bit or Hackamore) per manoeuvre
- ☐ more than one (1) finger between split reins or any fingers between romal reins (except two rein) per manoeuvre.

10 points

- ☐ unnatural ranch horse appearance (horse's tail is obvious and consistently carried in an unnatural manner in every manoeuvre)

Off-Pattern (OP)

Exhibitors cannot place above others who complete the pattern correctly.

- ☐ turning tail
- ☐ failure to attempt any part of the class
- ☐ repeated blatant disobedience
- ☐ schooling after entering the arena prior to calling for cow
- ☐ schooling horse between cows (if new cow is awarded)
- ☐ leaving arena before run is complete.

Disqualification (DQ)

- ☐ lameness, abuse
- ☐ illegal equipment, improper western attire
- ☐ disrespect or misconduct
- ☐ knocking down the cow
- ☐ fall of horse/rider.

101.8 Versatility Ranch Conformation

The purpose of Versatility Ranch conformation is to preserve the Quarter Horse type by selecting well-mannered horses in the order of their resemblance to the breed ideal and that are the most positive combination of balance, structural correctness, and movement with appropriate breed and sex characteristics and adequate muscling. The ideal Versatility Ranch conformation horse should have a natural ranch horse appearance from head to tail.

- a) The Versatility Ranch conformation class must be held after the conclusion of the other events;
- b) To be eligible to compete in the Versatility Ranch Conformation class the horse must be shown in at least one class in one of the other categories of their appropriate division on the day of the show.
- c) **Divisions:** All Age Youth, Amateur, All Age Horse.
2 Youth age divisions and a Select Amateur can be offered.

101.8.1 Only one (1) conformation class can be held for each of the following divisions:

- ☐ Open
- ☐ Amateur
- ☐ Youth
- ☐ Select Amateur

- a) Stallions, geldings and mares are exhibited in the same class.
Exception: Youth – geldings and mares only;
- b) Horses are to be shown in a good working halter, rope, braided, nylon or plain leather. Horses will walk to the Judge one at a time;
- c) As the horse approaches, the Judge will step to the right to enable the horse to trot straight to a cone placed 15 m away. At the cone, the horse will continue trotting, turn to the left and trot toward the left wall or fence of the arena. After trotting, horses will be lined up head to tail for inspection by the Judge;
- d) The Judge shall inspect each horse from both sides, front and rear and place the horses in order of preference.

102. WESTERN HORSEMANSHIP

Available only in the Amateur, Select Amateur and Youth divisions.

- a) The Western Horsemanship class is designed to evaluate the rider's ability to execute, in concert with their horse, a set of manoeuvres prescribed by the Judge with precision and smoothness while exhibiting poise and confidence, and maintaining a balanced, functional, and fundamentally correct body position. The ideal Horsemanship pattern is extremely precise with the rider and horse working in complete unison, executing each manoeuvre with subtle aids and cues;
- b) It is mandatory that the Judge post the initial pattern to be worked at least one (1) hour prior to the commencement of the class; however, if the Judge requires additional work of exhibitors for consideration of final placing, an additional pattern may be posted. Pattern(s) should be designed to test the horseman's ability. All ties will be broken at the Judge's discretion.

102.1 Class Procedures

- a) All exhibitors will enter the ring, line up as directed and then each exhibitor separately will complete the pattern; or
- b) Exhibitors will enter the ring from the gate one at a time and complete their pattern;
- c) A posted order is required regardless of procedure a) or b)
- d) Exhibitors are to be instructed to either leave the arena, fall into line, or fall into place on the rail after their work.
- e) The whole class, or just the finalists, may work at all three (3) gaits at least one (1) direction of the arena.

102.1.1 Acceptable Manoeuvres

- ☐ walk, jog, trot, extended trot, lope, or extended lope in a straight line, curved line, serpentine, circle, or figure eight (8), or combination of these gaits and manoeuvres
- ☐ stop; back in a straight or curved line
- ☐ turn or pivot, including spins and rollbacks on the haunches and/or on the forehand
- ☐ side pass, two track, or leg yield, flying or simple change of lead
- ☐ counter canter; or any other manoeuvre.
- ☐ a back will be asked for at some time during the class. Judges will not ask exhibitors to mount or dismount.

102.2 Scoring will be from 0 to infinity, with 70 denoting an average performance. Patterns will be divided into 6 to 10 manoeuvres, as

specified by the Judge, and each manoeuvre will be scored from +3 to -3 with ½ point increments acceptable that will be added or subtracted from 70. Manoeuvre scores should be determined independent of penalties, and should reflect equal consideration of both performance of the exhibitor's pattern and the form and effectiveness of the exhibitor and presentation of horse to result in the following scores:

+3 Excellent, +2 Very Good, +1 Good, 0 Average or Correct, -1 Poor, -2 Very Poor, -3 Extremely Poor.

Exhibitors overall form and effectiveness should also be scored from 0 to 5 with 0 to 2 Average, 3 Good, 4 Very Good, 5 Excellent.

102.3 Overall Appearance of Exhibitor and Horse

Appropriate western attire must be worn. Clothes and person are to be neat and clean.

102.3.1 Appearance and Position of Exhibitor

The exhibitor should appear natural in the seat and ride with a balanced, functional, and correct position regardless of the manoeuvre or gait being performed. During the rail work and pattern the exhibitor should have strong, secure, and proper position. Exhibitors should sit and maintain an upright position with the upper body at all gaits.

The rider should sit in the centre of the saddle and the horse's back with the legs hanging to form a straight line from the ear, through the centre of the shoulder and hip, touching the back of the heel or through the ankle. The heels should be lower than the toes, with a slight bend in the knee and the lower leg should be directly under the knee.

The rider's back should be flat, relaxed, and supple. An overly stiff and/or overly arched lower back will be penalised. The shoulders should be back, level, and square. The rider's base of support should maintain secure contact with the saddle from the seat to the inner thigh. Light contact should be maintained with the saddle and horse from the knee to mid-calf.

The knee should point forward and remain closed with no space between the exhibitor's knee and the saddle.

The exhibitor will be penalised for positioning the legs excessively behind or forward of the vertical position. Regardless of the type of stirrup, the feet may be placed home in the stirrup, with the boot heel touching the stirrup, or may be placed with the ball of the foot in the centre of the stirrup.

The rider's toes should be pointing straight ahead or slightly turned out with the ankles straight or slightly broken in. Riding with toes only in the stirrup and riding without contact of bottom of boot securely on pad of stirrup, will be penalised. Those exhibitors that can maintain the proper position throughout all manoeuvres should receive more credit.

Both hands and arms should be held in a relaxed, easy manner, with the upper arm in a straight line with the body. The arm holding the reins should be bent at the elbow forming a line from the elbow to the horse's mouth. The free hand and arm may be carried bent at the elbow in a similar position as the hand holding the reins or straight down at the rider's side.

Excessive pumping of the free arm as well as excessive stiffness will be penalised. The rider's wrist is to be kept straight and relaxed, with their hand held at about 30° to 45° inside the vertical. The rein hand should be carried immediately above or slightly in front of the saddle horn.

The reins should be adjusted so that the rider has light contact with the horse's mouth, and at no time will the reins require more than a slight hand movement to control the horse. Excessively tight or loose reins will be penalised.

The rider's head should be held with the chin level and the eyes forward and may be directed slightly toward the direction of travel. Excessive turning of the head to the inside of the circle, or down at the horse's head or shoulder will be penalised.

The exhibitor is not to crowd the exhibitor next to or in front of them when working on the rail and should pass to the inside of the arena.

When reversing on the rail, the exhibitor should always reverse to the inside of the arena.

102.3.2 Appearance of Horse

The horse's body condition and overall health and fitness should be assessed. The horse should appear fit and carry weight appropriate for the body size. A horse which appears sullen, dull, lethargic, emaciated, drawn, or overly tired should be penalised according to severity.

Tack should fit the horse properly, and be neat, clean, and in good repair.

The exhibitor should perform the work accurately, precisely, smoothly, and with a reasonable amount of promptness. Increasing speed of the manoeuvres performed increases the degree of difficulty, however accuracy and precision should not be sacrificed for speed.

Exhibitors that perform the pattern sluggishly and allow their horse to move without adequate impulsion, collection, or cadence will be penalised. The horse should perform all manoeuvres in the pattern willingly, briskly, and readily with minimal visible or audible cueing.

Failure to follow the prescribed pattern, knocking over or working on the wrong side of the cones, or severe disobedience will result in disqualification.

Excessive schooling or training, or wilful abuse by the exhibitor is cause for disqualification.

The horse should track straight, freely, and at the proper cadence for the prescribed gait. Transitions should be smooth and prompt in the pattern and on the rail and should be performed when called for on the rail.

The horse's head and neck should be straight and in line with their body while performing straight lines and slightly arched to the inside on curved lines or circles. Circles should be round, and performed at the appropriate speed, size, and location as requested in the pattern.

The counter-canter should be performed smoothly with no change in cadence or stride unless specified in the pattern. The stop should be straight, square, prompt, smooth, and responsive with the horse maintaining a straight body position throughout the manoeuvre.

The back should be smooth and responsive.

Turns should be smooth and continuous. When performing a turn on the haunches, the horse should pivot on the inside hind leg and step across with the front legs. A rollback is a stop and 180° turn over the hocks with no hesitation. Backing during turns will be penalised severely.

The horse should step across with the front and hind legs when performing the side pass, leg yield, and two-track. The side pass should be performed with the horse keeping the body straight while moving directly lateral in the specified direction.

When performing a leg yield, the horse should move forward and lateral in a diagonal direction with the horse's body arched opposite to the direction that the horse is moving. In the two-track (2), the horse should move forward and lateral in a diagonal direction with the horse's body held straight or bent in the direction the horse is moving.

A simple or flying change of lead should be executed precisely in the specified number of strides and/or at the designated location. A simple change of lead is performed by breaking to a walk or trot for one (1) to three (3) strides. Flying changes should be simultaneous front and rear. All changes should be smooth and timely.

Position of the exhibitor and performance of the horse and rider on the rail must be considered in the final placing.

102.4 Penalties. An exhibitor should be penalised in the pattern independent of manoeuvre scores and deducted from the final score as follows:

3 points

- ☐ break of gait at the walk or jog up to two (2) strides
- ☐ over or under turn from $\frac{1}{8}$ to $\frac{1}{4}$ turn
- ☐ tick or hit of cone
- ☐ obviously looking down to check leads.

5 points

- ☐ not performing the specific gait or not stopping within 3m of designated location
- ☐ incorrect lead or break of gait at the lope (except when correcting an incorrect lead)
- ☐ break of gait at walk or jog for more than two (2) strides
- ☐ loss of stirrup
- ☐ bottom of boot not touching pad of stirrup at all gaits including backup
- ☐ head carried too low and/or clearly behind the vertical while the horse is in motion, showing the appearance of intimidation.

10 points

- ☐ loss of rein
- ☐ use of either hand to instil fear or praise while on pattern or during rail work
- ☐ holding saddle with either hand
- ☐ cueing with the end of the Romal
- ☐ blatant disobedience including kicking, pawing, bucking, and rearing
- ☐ spurring in front of the cinch.

Disqualifications (will not be placed) including:

- ☐ failure to display correct number
- ☐ abuse of horse or schooling
- ☐ fall by horse or exhibitor
- ☐ illegal equipment or illegal use of hands on reins
- ☐ use of prohibited equipment
- ☐ off pattern, including knocking over or wrong side of cone or marker; never performing designated gait or lead
- ☐ over or under turning more than $\frac{1}{4}$ turn.

103. WESTERN PLEASURE

103.1 A good Western Pleasure horse has a free-flowing stride of reasonable length in keeping with his conformation. He should cover a reasonable amount of ground with little effort. Ideally, he should have a balanced, flowing motion. He should carry his head and neck in a relaxed, natural position, with his poll level with or slightly above the level of the withers. He should not carry his head behind the vertical, giving the appearance of intimidation, or be excessively nosed out, giving a resistant appearance. His head should be level with his nose slightly in front of the vertical, having a bright expression with his ears alert. He should be shown on a reasonably loose rein, but with light contact and control. He should be responsive, yet smooth, in transitions when called for. When asked to extend, he should move out with the same flowing motion. Maximum credit should be given to the flowing, balanced and willing horse which gives the appearance of being fit and a pleasure to ride.

103.2 This class will be judged on the performance, condition, and conformation of the horse; however, a maximum of twenty percent (20%) of the judging will be based on condition and conformation.

- a) Horses must work both ways of the ring at all three (3) gaits to demonstrate their ability with different leads. At the option of the Judge, horses may be asked to extend the walk, jog, or lope, one both ways of the ring. The judge may ask all or just the top twelve (12) horses to extend at the jog; however, no more than the top twelve (12) horses can be asked to extend at the lope. Riders should sit at the extended jog. Horses are required to back easily and stand quietly;
- b) Horses are to be reversed to the inside (away from the rail). They may be required to reverse at the walk or jog at the discretion of the Judge, but will not be asked to reverse at the lope;
- c) Judge may ask for additional work of the same nature from any horse. The Judge cannot ask for work other than that listed above;
- d) Rider will not be required to dismount except in a class the Judge wishes to check the equipment;
- e) Horses to be shown at a walk, jog and lope on a reasonably loose rein or light contact without undue restraint.

103.3 Faults to be scored according to severity:

- ☐ excessive speed (any gait)
- ☐ being on the wrong lead
- ☐ breaking gait
- ☐ excessive slowness in any gait, loss of forward momentum
- ☐ failure to take the appropriate gait when called for
- ☐ touching horse or saddle with free hand
- ☐ head carried too high
- ☐ head carried too low - tip of ear below the withers for five (5) or less strides
- ☐ over flexing or straining neck in head carriage so the nose is carried behind the vertical for five (5) or less strides
- ☐ overly canted at the lope (where the outside hind foot is further to the inside of the arena than the inside front foot)
- ☐ excessive nosing out
- ☐ opening mouth excessively
- ☐ stumbling
- ☐ a horse which appears sullen, dull, lethargic, emaciated, drawn or overly tired
- ☐ quick, choppy or pony-strided
- ☐ if reins are draped to the point that light contact is not maintained.

103.4 Faults which will be cause for disqualification:

- ☐ head carried too low such that the poll is below the withers consistently
- ☐ over flexing or straining neck in head carriage so the nose is carried behind the vertical consistently
- ☐ use of spurs forward of the cinch.

104. WESTERN RIDING

Western Riding is a class where the horse is judged on quality of gaits, lead changes at the lope, response to the rider, manners, and disposition. The horse should perform with reasonable speed, and be sensible, well-mannered, free and easy moving.

104.1 Credit will be given for and emphasis placed on smoothness, even cadence of gaits (i.e. starting and finishing pattern with the same cadence), and the horse's ability to change leads precisely, easily, and simultaneously both hind and front at the centre point between markers. The horse should have a relaxed head carriage showing response to the rider's hands, with a moderate flexion at the poll. Horses may be ridden with light contact or on a reasonably loose rein. The horse should cross the log both at the jog and the lope without breaking gait or radically changing stride.

104.2 The Judge will select one (1) of the five (5) patterns to be performed. The Judge is responsible for the pattern being correctly set.

On the pattern:

- a) The small circles represent pylon markers which are recommended. These are to be separated by a uniform measured distance of not less than 9m or more than 15m on the sides with five (5) markers (see diagram). In pattern one, the three markers on the opposite side are to be set adjacent to the appropriate markers. It is recommended that markers be set a minimum of 4½m from the fence and with 15 to 24m width in the pattern, as the arena permits;
- b) A solid log or pole is to be used and be a minimum of 2.5m in length;
- c) The long serpentine line indicates the direction of travel and gaits at which the horse is to move. The recommended lead changing point is equal to ½ stride length before or after the centre point between the markers. The dotted line (.....) indicates walk, the dash line (----) jog, and the solid line (___) lope.

104.3 Scoring will be on a basis of 0-100 with 70 denoting an average performance.

Scoring guidelines to be considered where the points will be added or subtracted from the manoeuvres on the following basis, ranging from plus 1.5 to minus 1.5:

-1.5 extremely poor, -1 very poor, -.5 poor; 0 average, +.5 good, +1 very good, +1.5 excellent;
Manoeuvre scores are to be determined independently of penalty points.

104.4 Penalties

A contestant will be penalised each time the following occurs:

5 points

- ☐ out of lead beyond the next designated change area NB: failures to change, including cross-cantering, at two consecutive change areas would result in ten (10) penalty points
- ☐ blatant disobedience including kicking out, biting, and bucking, rearing and excessive schooling.

3 points

- ☐ not performing the specific gait (jog or lope) or
- ☐ stopping when called for in the pattern, within 3m of the designated area
- ☐ break of gait at the lope
- ☐ simple change of leads
- ☐ out of lead at or before the marker prior to the designated change area or out of lead at or after the marker after the designated change area

- ☐ additional lead changes anywhere in pattern (except when ☐ correcting an extra change or incorrect lead) in patterns one and three, failure to start lope within 9m after crossing the log at the jog
- ☐ break of gait at walk or jog for two or more strides.

1 point

- ☐ break of gait at walk or jog up to two (2) strides
- ☐ hitting or rolling log
- ☐ out of lead for more than one (1) stride either side of the centre point and between the markers
- ☐ splitting the log (log between the two (2) front or two (2) hind feet) at the lope.

1/2 point

- ☐ tick or light touch of log
- ☐ hind legs skipping or coming together during lead change
- ☐ non-simultaneous lead change (front to hind or hind to front).

Disqualified - 0 score

- ☐ illegal equipment
- ☐ wilful abuse
- ☐ off course
- ☐ knocking over markers
- ☐ completely missing log
- ☐ major refusal - stop and back more than two (2) strides or four (4) steps with front legs
- ☐ failure to start lope prior to end cone in patterns one and three
- ☐ four (4) or more simple lead changes and/or failures to change leads
- ☐ overturn of more than 1/4 turn.

104.5 Credits

- ☐ changes of leads, hind and front simultaneously
- ☐ changes at designated point
- ☐ accurate and smooth pattern
- ☐ even pace throughout
- ☐ easy to guide and control with rein and leg
- ☐ manners and disposition
- ☐ conformation and fitness.

104.6 The following characteristics are considered faults and are to be judged accordingly in manoeuvre scores:

- ☐ opening mouth excessively
- ☐ anticipating signals or early lead changes
- ☐ stumbling.

104.7 In the case of a tie, for first place only, penalties will be used to break the tie.

105. WORKING COW HORSE

Working Cow Horse and Boxing run at AQHA Approved Shows or an Approved Program, Rules as listed.

105.1 A Show can have up to three (3) approved working cow horse classes. No horse may be entered in both Junior bit and Hackamore/Snaffle bit working cow horse classes at the same show;

105.2 Use of 'two (2) rein equipment' is allowed as recognised by NRCHA in an AQHA Working Cow horse. The purpose of the two (2) rein option is the transition between the Hackamore and bridle and can be used on any aged horse in the Amateur, Junior, Senior or all age Working Cow horse class or Amateur boxing for one (1) year only. The bit and bosal combination must be approved in accordance with NRCHA rules, below. Only one (1) hand may be used on the reins and hands must not be changed. Any number of fingers between reins will be permitted. Both mecate and bridle reins are to be held in the rein hand.

105.3 In the two (2) rein class, bosals may be of any size, constructed of braided rawhide or leather and have a non-metal flexible core. No iron or foreign substance may be used. The rider must use one (1) hand on the reins. Fingers between the reins will be permitted. Both mecate and bridle reins are to be held in the rein hand.

105.4 The Working Cow Horse class is based on the traditional Vaquero training techniques used to develop the most highly schooled of all cow horses, the bridle horse. The training begins in a Snaffle bit, progresses to a Hackamore and then the two-rein on the way to the bridle. This method of training, which takes years rather than months, is geared to helping a horse reach his maximum level of performance, from the working ranch to the competitive arena. Both the cow work portion of this event and the reined work portion are mandatory. Scoring emphasis on the cow work portion will always be based on the horse maintaining control of the cow, exhibiting superior cow sense and natural cow working ability without excessive reining or spurring. The greater the difficulty of the run, the more credit is to be given. The difficulty may be due to the extreme speed or stubbornness of the cow, or the cow's reluctance to move down the fence when sufficiently driven by the contestant.

The most controlled cow work with the highest degree of difficulty will be marked the highest. Failure of an exhibitor to attempt to complete the cow work portion of the class, as well as the reined work, will result in the exhibitor not being considered an entry in the class. A horse that attempts to complete the cow work and has not been disqualified will be scored accordingly at the Judge's discretion. A horse going off pattern in the reined work will receive a score of zero. A horse that attempts both the reined work and the cow work portion may be placed, even if disqualified in one portion of the class. (Example: If a horse is disqualified and receives a zero (0) score for the reined work, but scores a 70 for the cow work, its total score would be a 70 and the horse would be eligible for placing.) However, the fall of a horse and rider being Judged will be cause for disqualification and not eligible to be placed.

105.5 The approved pattern will be used, and each contestant will cause his horse to travel at the gait indicated for each part of the pattern. When judging reined work, the judge is to refer to the reining portion of the Rule Book for guidelines with the addition of a one (1) point penalty for scotching or anticipating a stop.

105.6 In approved working cow horse classes, any of the patterns in Section Six may be used. The Judge will decide on the pattern. All trot-in patterns may be modified to lope-in patterns. When selecting a lope-in pattern, Judges are to take into consideration the direction of the exhibitor's approach to the arena centre so the horse can be on the correct lead from the gate to the start of the

patterns. Rider will walk through the gate and, without trotting, pick up the correct lead and continue loping to the centre of arena. At the centre, without stopping or breaking gait, begin pattern. When using a lope to the centre pattern, judging of the pattern will begin at the centre of arena. Penalties occurring while loping to the centre of arena to begin pattern will be assessed.

105.7 For an ideal cow work, each contestant, upon receiving a cow in the arena, will hold the cow on the prescribed end of the arena to contain the cow on that end. After a reasonable amount of time, the contestant will take the cow down the fence, making at least one (1) turn each way on the fence.

The contestant will then take the cow to an open part of the arena and circle it at least once in each direction. The required pattern for the cow work is Boxing, fence turns and circles, in that order. It is the Judge's responsibility to control the pen and treatment of all cattle.

105.8 The Judge is to take into consideration the size of the arena, condition of ground and the disposition and degree of difficulty exhibited by the cattle worked.

105.9 At the discretion of the Judge, cow work may be done immediately following completion of pattern by each individual or immediately after completion of pattern work by all horses being exhibited.

105.10 Horse should keep working until Judge blows whistle. If exhibitor quits working before the Judge blows the whistle, a score of zero (0) will be given.

105.11 If time and number of cattle permits, the Judge may, at his discretion, award new cattle, to enable the contestant to show his horse's ability on the cow, based on the following criteria that the cow:

- ☐ will not or cannot run
- ☐ will not leave the end of the arena
- ☐ is blind or will not yield to the horse
- ☐ leaves the arena.

105.12 Scoring will be based on 60-80, with 70 denoting an average performance. The same basis of scoring will apply to both the reined work and cow work. In the event of a tie, the entry with the highest cow work will be declared the winner.

105.13 Penalties are to be assessed, per occurrence, as follows for fence work:

1 point

- ☐ loss of working advantage
- ☐ horses that run past the cow will be penalised one (1) point for every horse's length past the cow, when the horse's buttocks pass the cow's head by one (1) horse's length, he is one (1) length past
- ☐ failure to drive cow past middle marker on first turn before turning cow
- ☐ each time the arena is crossed to use the opposite fence to achieve a turn
- ☐ using the corner or the end of the arena to turn the cow when going down the fence
- ☐ slipping a rein
- ☐ excessive whipping, spurring, or hollering.

2 points

- ☐ going past the corner of the arena before turning the cow when going down the fence
- ☐ in an open field turn, animal gets within 90cm of the end fence before being turned
- ☐ on trot-in patterns, failure to stop before executing a canter departure.

3 points

- ☐ exhausting or overworking the cow before circling.

5 points

- ☐ not getting one (1) turn each way (5 points each way)
- ☐ deliberate spurring or use of the romal forward of the cinch
- ☐ blatant disobedience.

Score 0

- ☐ turn tail
- ☐ using two hands on the reins in a bridle or two-rein class
- ☐ fingers between the reins in a bridle class, except the two- rein class
- ☐ balking
- ☐ out of control
- ☐ bloody mouth (inside)
- ☐ illegal equipment
- ☐ leaving work area before pattern is complete
- ☐ fall of horse or rider
- ☐ schooling between rein work and cow work
- ☐ schooling horse between cows if new cow is awarded
- ☐ if a rider hits or kicks the animal being exhibited, with the Romal

or reins, in an abusive manner

- ☐ failure to quit working a cow after a new cow has been awarded
- ☐ if a rider intentionally kicks or hits the animal being exhibited in an abusive manner
- ☐ knocking down the cow

105.14 The characteristics of the horse considered faults include:

- ☐ exaggerated opening of mouth, hard or heavy mouth
- ☐ nervous throwing of head
- ☐ lugging on bridle
- ☐ halting or hesitation while being shown, particularly when being run out, indicating anticipation of being set up
- ☐ losing a cow or being unable to finish a pattern because of a bad cow, the contestant should be penalised at the Judge's discretion.

105.15 The characteristics of a good working cow horse include:

- ☐ good manners
- ☐ shifty, smooth, and having its feet under it always; when stopping, hind feet should be well under it
- ☐ a soft mouth and should respond to a light rein, especially when turning
- ☐ head should be maintained in its natural position
- ☐ work at reasonable speed and still be under control of the rider.

201. APPROVAL FOR REGISTERED SHOWS:

The following titles shall be reserved for exclusive use by the PHAA:

PHAA National Show and/or PHAA Championship Show, State Championship Show and Paint-O-Rama.

All Australian State Championships e.g. NSW State Championship sponsored by regional club.

There may only be one State Championship Show on any weekend

All riders, owners, exhibitors, handlers and youths must be current financial members of PHAA to show, ride or exhibit in approved events at the National, State Championships or Paint-O-Ramas.

Organisations, clubs or individuals desiring to stage or sponsor shows or contests which will be recognised by the Paint Horse Association of Australia and which will include the awarding of points to the top horses entered, will obtain the approval of this Association.

- a) In order to obtain approval, an Application for Approval form properly completed shall be forwarded to the Secretary of the Association at least sixty (60) days prior to the entry deadline of the proposed show or contest. The application form may be obtained from the Association. When it is submitted to the Secretary, it must be accompanied by an approval fee.
- b) In no event will classes be approved by the PHAA office which was not included in the show application.
- c) A show must be open to all Paint Horse Owners and Paint Horse Exhibitors in good standing with the PHAA to gain approval. No exhibitors may be required to be a member of any organisation in order to compete in a registered show (except as required for insurance purposes), with the exception of closed PHAA show, where all riders, owners, exhibitors, handlers and youth must be current financial members of the PHAA.
- d) All shows must offer EWD classes on their programmes for approval.
- e) PHAA Amateur Exhibitors must hold a current PHAA Amateur Card.
- f) All horses shown in closed PHAA classes must be PHAA registered.
- g) Any classes recognised by the PHAA are eligible for points.
- h) Show must be run under AQHA rules. HSAA approved shows will be acceptable, in these cases shows must be run under HSAA rules with approved judges. Approval of international shows will be at the discretion of the Board of Directors.
- i) Minimum class requirements for consideration of show approval shall be:

HALTER

Paint Horses (Regular Registered)

Filly 3 yrs. & Under, Mare 4 yrs. & over,
Champion & Reserve Champion Mare / Filly
Colt 3 yrs. & Under, Stallion 4 yrs. & over,
Champion & Reserve Champion Colt / Stallion
Gelding 3 yrs. & Under, Gelding 4 yrs. & over,
Champion & Reserve Champion Gelding

Paint Bred Horses –

Filly 3 yrs. & Under, Mare 4 yrs. & over,
Champion & Reserve Champion Mare / Filly
Colt 3 yrs. & Under, Stallion 4 yrs. & over,
Champion & Reserve Champion Colt / Stallion
Gelding 3 yrs. & Under, Gelding 4 yrs. & over,
Champion & Reserve Champion Gelding

Further halter classes are encouraged.

SHOWMANSHIP

Youth
Amateur Owner
EWD Showmanship

**HUNTER UNDER SADDLE, WESTERN PLEASURE, TRAIL,
WESTERN HORSEMANSHIP**

Youth
Amateur Owner
Junior Horse
Senior Horse and / or Open
EWD Western Horsemanship
EWD Trail

Numbers permitting it is advisable to further divide Youth classes to have Junior Youth 13 years & under and Senior Youth 14 years to 18 years.

From January to July it is also advisable to NOT run 2 Year Old classes for Hunter Under Saddle, Western Pleasure and Trail

LEAD LINE and Walk & Trot classes may also be considered if there are a number of younger competitors in your area.

The following classes are also recommended but are not compulsory

GRAND CHAMPION OR SUPREME CHAMPION PAINT HORSE

GRAND CHAMPION OR SUPREME CHAMPION PAINT BRED HORSE

ENGLISH EQUITATION (or HUNT SEAT EQUITATION)

Amateur
Youth

Prestigious National Group Shows e.g. NPHA, HCHA, Reining Australia, HBGA, PBGA or shows conducted by national groups with an approved international judge may obtain show approval by the BOD without meeting a minimum show class requirement.
(approved BOD meeting October and February 2015)

For Non-Traditional Events e.g. Agricultural Shows, Dressage Competitions, Showjumping, Club Days may seek show point entry approval by the PHAA without meeting a minimum show class requirement.
(approved BOD meeting August 2016)

202. NON-APPROVAL OF CLASS

If such application is unsatisfactory, the Secretary will so inform the organisation or individual making the application giving the particulars or the reason for disapproval. However, lack of approval of any certain class in a proposed show or contest need not invalidate the recognition of the remainder of the show or contest.

203. RESULTS

The results of any registered show or contest must be completed in its entirety on official forms furnished by the Association listing the first seven horses, unless fewer than the number completed, and should be forwarded to the office of the Secretary of the PHAA within twenty (20) days after the completion of the show or contest. If results of the show are received after thirty (30) days then the fees will be double the above.

204. LODGING OF RESULTS (REGISTERED SHOWS)

- (a) Completed result forms must be forwarded to the Association within twenty-one (21) days following the last show date. If results are forwarded late, a penalty fee will be imposed on the club submitting the late results. If result sheets are incomplete or incorrect a penalty fee will be imposed.
- (b) Show results of approved State Shows and the National Show will be published in the Paint Horse Journal. State Shows results/reports are limited to 3 pages. A period of sixty (60) days from the date of publication will be allowed for a correction of printed show results. After that date, no request for show result corrections will be considered.
- (c) All approved State Show results need to be submitted electronically to the PHAA office on the PHAA approved State Show results form (ELECTRONIC FORMAT). This form can be supplied by the office on request. Also see rule 204 (a).

(Immediate rule changes June 2011 BOD Meeting)

205. STATE SHOW APPROVALS

The PHAA will only recognise one approved State Championship Show per State during the period 1st August to 31st July each year. If more than one application is received the Board will consider each application on its merits. The last sponsor of any individual show has the right to utilise the date or cancel in the following year. The National Show shall take precedence over all other PHAA approved shows."

(Rule change effective - BOD meeting March 2013)

206. PAINT-O-RAMA (Multiple Judge Shows for PHAA Registered Horses Only):

The purpose of Paint-O-Rama's is to give breeder and exhibitor the opportunity to show their horses under several judges without the cost of lots of travelling.

- (a) Each PHAA affiliated club is eligible for two sets of multiple judge (Paint-O-Rama) shows per year.
- (b) Multiple judge shows are limited to three (3) judges on a one day basis or two judges each on two successive days. In no event may more than three (3) consecutive two-judge shows or (2) consecutive three-judge shows be held in the same location in the same year.
(approved BOD meeting October 2015)
- (c) Multiple judge shows to consecutive day shows may in no way use the words "champion" or "championship" in their title or name of the show. Multiple judge shows must be sponsored and operated by an affiliated PHAA Regional Club.
- (d) The completed applications for approval of multiple judge shows must be received in the PHAA Office at least sixty (60) days prior to the entry deadline of the shows. All applications for multiple judge shows shall be reviewed by the Board of Directors, which shall reserve the right to

refuse approval of any multiple judge show application which is not in the best interests of the PHAA.

- (e) Multiple judge shows must have each judge work independently with his or her own individual ring steward. There shall be no consultation or visiting among or between the judges during the actual judging.
- (f) The results of the Champion and Reserve Champion classes will not be announced until all judges for that day have completed their judging of the respective sex divisions of the Champion and Reserve Champion classes.
- (g) Individual runs for each judge may be made in all timed events. The decision on whether or not to require individual runs for each judge is to be made by the Show Manager.
- (h) At least two out of the three attending judges must be accredited as per rule 212 (a)

Each judge shall give his placing to his steward who shall organise the announcement of the awards for each judge separately.

All horses entitled to compete for Champion and Reserve Champion under any of the judges shall return to the ring for the judging of these awards. No announcement of awards will be made until all placing's having been decided.

All riders, owners, exhibitors, handlers and youths must be current financial members.

The same programme can be used for the two days, or it can be different each day.

206. (A) MULTI JUDGE SHOWS (not Paint-O-Rama)

Points will only be awarded from multi judge shows on the following basis:

- (a) Show must be run under the rules of the HSAA or AQHA
- (b) All judges shall be accredited as per Rule 212
- (c) Multi-judge shows are limited to three judges (exception - additional judge/s may be used for judging of trail classes)

207. RELEASE OF LIABILITY

The PHAA and co-sponsoring organisation, if any, will not be responsible for any accident that may occur to be caused by any horse exhibited at any show or contest or for any article of any kind or nature that may be lost or destroyed or in any way damaged.

Each exhibitor will be responsible for any injury that may be occasioned to a person or animal or damage to any property while on the grounds by any horse owned, exhibited or in his custody or control and shall indemnify and hold harmless PHAA, its officials and directors individually and collectively, and co-sponsoring organisation, if any, from and against all claims, demands, causes of action, costs, charges and expenses of every kind and nature whatsoever arising out of or which may be incurred by reason of any accident, injury or damage to person or property caused by the ownership, exhibition, or custody or control of any animal exhibited.

Presentation of signed entry blanks shall be deemed acceptance of these rules, and in the event of failure to sign the entry blank, the first entry into the show arena as an exhibitor shall be deemed to be an acceptance of said rules.

The Association shall not be responsible in respect of any claim, loss or damage consequent upon the Association effecting

registration, recording or transfer to a person other than the legal owner.

208. NATIONAL CHAMPIONSHIP SHOW

- (a) The PHAA will annually award the name of the National Champion and Reserve National Champion horse to two horses in each halter and performance division approved by the PHAA Board of Directors. Such an award must be won by competition in the National Show approved and sponsored by the PHAA Board of Directors in competition with approved horses.
- (b) The National Show may feature High Point Horses in any category or High Point Riders in any category.

209. OWNERS / EXHIBITORS / RIDER - EXEMPTIONS

- (a) Only financial, good standing PHAA members can claim show points for PHAA registered horses.
- (b) All exhibitors, owners, riders and youth must be current financial members of the PHAA to show, ride, drive or exhibit at the National, State Championship and / or Paint O Rama.
(Words deleted - BOD Meeting March 2013)
- (c) The PHAA has lodged a Disability Action Plan with the Human Rights and Equal Opportunity Commission to facilitate and encourage the participation of people with disabilities and their carers in all PHAA activities. The Disability Action Plan is also intended to assist Paint Horse members to understand disability issues.

A free copy of the Disability Action Plan is to be available on request from the PHAA Office. Any staff paid or otherwise, must be knowledgeable in implementing the Disability Action Plan and affiliated Paint Horse Clubs and Associations will be required to accept and promote the provisions of this plan.

210. SHOWING OF UNREGISTERED HORSES

All horses entered into Paint Horse or Paint Bred classes at PHAA Approved Shows must have had their PHAA registration completed and a registration number issued by the PHAA Office. A horse is not considered to be registered until such time as DNA result has come back from the laboratory and entered onto the studbook records of the PHAA. This record will be displayed as PENDING on the Studbook until a registration certificate has been issued by the PHAA. Horses recorded as PENDING in the studbook CANNOT BE SHOWN OR BRED.

Those PHAA members showing unregistered horses in registered Paint Horse and/or Paint Bred classes at an Approved PHAA Show will be notified by the PHAA of said offence, allowing twenty-one (21) days for reply.

If in fact an unregistered horse was shown in an Approved Show in Paint Horse or Paint Bred classes, the exhibitor and/or owner may be suspended for a period of not less than thirty (30) days. Upon receipt of \$25.00 this suspension will be lifted at the duration of the 30 days. Failure to pay the \$25.00 in order to remove the name from the suspension list may result in the suspension period being extended.

The appearance of an unregistered horse in a Paint Horse or Paint Bred class will not be the cause for loss of any show points earned by registered horses. The number in the class will be as per the number of registered Paint Horses.

Disciplinary action may be taken on any members showing an unregistered horse in a Paint Horse or Paint Bred class at a PHAA Approved Show.

211. SHOW MANAGEMENT

(As per HSAA Rule Book with the following additions.)

- (a) The show management must report all dishonoured cheques, etc. to PHAA within seven (7) days.
- (b) At the close of the show or contest, the Show Manager will receive from the ring steward a marked copy of the judging programme signed by both the judge (or judges) and the ring steward. This copy will be retained by the Show Management and a copy forwarded to the PHAA.
- (c) Show Management must have knowledge of the Paint Horse Association of Australia Disability Action Plan and Rider Exemption procedures as described in the Disability Action Plan. All processes of the Rider Exemption procedures must be followed.
- (d) Help horses in cutting need not be Paint Horses, and riders of these help horses need not be member of the PHAA to help at any PHAA approved show. These horses/riders must be available to help all competitors.

211. (A) RIBBON AND SASH COLOURS

It is recommended that the following ribbon / sash colours be used at shows -

1 st	Blue
2 nd	Red
3 rd	Yellow
4 th	Green
5 th	Brown
6 th	Pink

Champion - Blue/white/red or if one colour only, Purple
Reserve Champion - Red/white/red or if one colour only, Green
Grand Champion - Purple

212. JUDGES FOR REGISTERED SHOWS

(As per the HSAA Rule Book with following additions.)

- (a) Judges must be selected from the list of approved HSAA or AQHA judges or International judge approved by the PHAA.
- (b) It is recommended that judge's contracts are used. These are available upon request from the office.
- (c) The Judge and Stewards must be made aware of any competitor riding with an Exemption Card and must take into account noted exemptions when judging any event for which an Exemption Card has been presented.
- (d) Any Competitor who is exhibiting with an Exemption Card is not required to discuss, and should not be approached to discuss, the basis of their exemption with/by any other competitor
- (e) No person may judge more than two (2) approved closed (POR, State Show) shows for the same club during one calendar year.
- (f) No judge shall determine the eligibility for registration of any entry in the ring and shall at all times refrain from making comments regarding such.
- (g) It is recommended that a judge shall not attend a show or an exhibitor's party, or any other activity in the general

location that is connected with a show on the day previous to the show at which he/she is officiating.

216. EXHIBITOR CONDUCT

When an exhibitor is guilty of unsportsmanlike or improper conduct, failure to pay when due any obligation owing to the Association, giving a worthless cheque for entry fees, stall fees, office charges, stock charges or any other fees or charges connected with the exhibition of horses, The Paint Horse Association of Australia may suspend such exhibitors rights to participate in future approved shows for such a period as judged appropriate.

- (a) Any person wishing to protest a horse's / exhibitor's eligibility in any class may do so by submitting to the Show Office a protest in writing stating the rule and / or rule number that has been violated and attaching evidence to support same. Only Show contestants / exhibitors in the protested class or Show Officials may lodge a protest. The protest fee of \$50.00 must accompany the protest and must be lodged within 1 Hour of conclusion of the event in which the violation is alleged to have occurred. Show Officials are not required to pay the protest fee. The fee will be forfeited if the protest is not upheld. If the protest is sustained the protest fee will be refunded to the person lodging the protest. Otherwise, the judge's decision is final.

The same process applies should an exhibitor wish to protest the awarding of any High Point Award; exception a contestant who is competing for a High Point Award may protest a class which counts towards this award even though the contestant was not a competitor in that class.

217(A). CATEGORIES AND CONTEST LIST

(Rules 217(A) to 237 fully revised effective BOD Meeting September 2013 and August 2016)

- (a) The following performance contests are divided into categories, including racing and have been approved for award points.
- (b) In order to obtain points in the categories and contests listed below, a correctly filled out Official Show Results Form must be returned to the PHAA office after any show holding these classes, duly signed by the judge or stewards and the exhibitor, within thirty (14) days of the show or contest to be eligible to obtain points. Refer to rules 203 and 204.

CATEGORY 1 - ARENA PERFORMANCE

Trail
EWD Trail
Western Riding
Reining
Western Horsemanship
EWD Western Horsemanship
Ranch Riding
Ranch Reining
Ranch Trail

CATEGORY 2 - ARENA PLEASURE

Western Pleasure
Bridle Path Hack
English Pleasure
Hunter Under Saddle
Ranch Western Pleasure

CATEGORY 3 - ARENA COW

Working Cow horse

Cutting
Calf Roping
Bulldogging
Camp drafting
Heading
Healing
Breakaway Roping
Team Roping
Team Penning
Ranch Sorting
Ranch Boxing

CATEGORY 4 - COMPETITIVE SPEED

Cow Pony Race
Barrel Race
Rope Race
Camas Prairie Stump Race
Pole Bending
Steer Daubing
Keyhole Race
Flag Race
Stake Race

CATEGORY 5 - RACING

Sprint racing
Thoroughbred racing
Picnic racing

CATEGORY 6 – ENGLISH PERFORMANCE

Hacking
Jumping
Dressage
Three and One-Day-Events
Combined Training
Hunter Trials
Show Hunter
Working Hunter (EA)
Hunting

CATEGORY 7 - SPORTING EVENTS

All sporting and novelty events, excluding events in Category 4.

(ROM, DISTINCTION, SUPERIOR AND CENTURY AWARDS ONLY - Events not eligible for PHAA Champion, PHAA Supreme Champion awards, PHAA Superior All-Round Horse or Annual High Point Awards.)

CATEGORY 8 - HUNTER CLASSES

Hunter Hack [HSAA / AQHA]
Working Hunter

CATEGORY 9 - GENERAL PERFORMANCE

Competitive Trail Riding
Paint Horse Under Saddle
Paint Bred Under Saddle
Working Stockhorse HSAA
Harness Classes
Ridden Stallion / Stallion Under Saddle

(ROM, DISTINCTION, SUPERIOR AND CENTURY AWARDS ONLY - Events not eligible for PHAA Champion, PHAA Supreme Champion awards, PHAA Superior All-Round Horse or Annual High Point Awards.)

CATEGORY 10 – EQUITATION / RIDER / HANDLER

(This is a special category for Youth and Amateurs only)

Adult Rider Classes
Western Equitation AQHA Western Horsemanship
English Equitation
Bareback Equitation

Rider (as per pony club, gymkhanas and agricultural show classes - must be youth age)
Showmanship
EWD English Equitation/Hunt Seat Equitation
EWD Showmanship
(Must hold a PHAA Exemption Card for RWD classes))

CATEGORY 11 – LED PERFORMANCE

Yearling Lunge line
Yearling Led Trail
2-Year-Old Lunge line
2-Year-Old Led Trail
Hunter in Hand
Led Hunter
Led Hack
(Rule change BOD Dec 2013 meeting)

CATEGORY 12 – TEAM EVENTS

Team Penning
Polo
Polocrosse
Team Sorting
Harness Classes, Carriage Driving – Pairs, Tandem and Four in Hand.

(ROM, DISTINCTION, SUPERIOR AND CENTURY AWARDS ONLY - Events not eligible for PHAA Champion, PHAA Supreme Champion awards, PHAA Superior All-Round Horse or Annual High Point Awards.)

- (c) All approved performance and halter classes will be awarded full points as set out in rules below. Points can be obtained in any event as approved or recognised by the HSAA, AQHA, EFA or other recognised body. Points will also be awarded to horses competing at approved shows of the following recognised organizations Reining Australia, National Cutting Horse Association (NCHA), Australian Professional Rodeo Association (APRA), Australian Bushman's Camp draft & Rodeo Association (ABCRA) or international equivalent. Rules for competition will be the recognised rules of the individual association. It will be the responsibility of the competitor to supply the rules of the other Association to the PHAA if requested.
- (d) In all approved "Open Breed" performance classes, points will be awarded to Regular registered and Paint Bred Registered horses
- (e) Points earned by Paint Bred Horses in Halter classes shall remain in their own Honour Roll standings.
- (f) The PHAA shall award Honour Roll and Lifetime points for all Futurities, Maturities and Derby's that do not have a mixed-sex Halter component. Mixed sex halter futurity classes are not approved as point earning classes.

217(B) ELIGIBILITY OF EVENTS / DIVISIONS

CUTTING: NCHA Shows: Youth, Open or Snaffle Bit; \$15,000 Novice, \$5000 Novice; Novice Non-Pro, Open Non-Pro, \$15,000 Non-Pro, \$7500 Non-Pro
Non-Pro Points will only be awarded to a current PHAA Amateur

(Immediate rule changes August 2021 AGM)

REINING

at Western Shows: Junior/Senior Horse, Amateur/Masters Amateur, Youth;

at NRHA/Reining Australia Shows: Open, Intermediate Open or Limited Open. Non-Pro, Intermediate Non-Pro, Limited Non-Pro. Novice Horse Non-Pro Level 1 or Novice Horse Non-Pro level 2, Prime Time Non-Pro. Novice Horse Open Level 1, Novice Horse Open level 2; Youth, Junior Youth, Rookie, Rookie Professional.

Non-Pro Points will only be awarded to a current PHAA Amateur

(Immediate rule changes August 2021 AGM)

CAMPDRAFTING – Note – Maiden, Novice, Open, Restricted Open, and Juvenile are the only divisions which will be awarded points. Any other division is ineligible.

HACKING – Only classes that are height, weight, age, Amateur or Youth designated. Novice, Intermediate, Maiden, Local, Ladies and Gents Hack etc do not gain points.

DRESSAGE - Preliminary, Novice, Elementary, Medium, Advanced, Prix St George and Grand Prix are the only divisions which shall gain points in Category 6

SPORTING EVENTS – led classes will not gain points.

EVENTING / COMBINED TRAINING / HUNTER TRIALS – Only the final placing overall shall be counted. The divisional legs of Dressage, Show jumping and Cross Country shall not gain points. Juniors placing within an all age event will not gain points.

SHOW HUNTER / RIDDEN HUNTER – Group and pairs classes will not gain points.

HARNESS CLASSES – Events with more than one horse in the harness will only gain points in Category 12.

GROUP HALTER CLASSES will not gain points.

NOVICE EVENTS will only gain points in Camp drafting, Cutting, Reining, Dressage and Eventing

Other events that are not listed in the Categories and Contest List will not gain points. Places from more than one division per class will not gain points. E.g. Juniors / Youth within an open class. Places won in go-rounds shall not gain points, only final places will count.

218. POINTS SCORE SYSTEM

NO. IN CLASS	PLACE									
	1 st	2 nd	3 rd	4 th	5 th	6 th	7 th	8 th	9 th	10 th
1	1/2									
2-4	1	1/2								
5-8	2	1	1/2							
9-11	3	2	1	1/2						
12-14	4	3	2	1	1/2					
15-17	5	4	3	2	1	1/2				
18-30	6	5	4	3	2	1	1/2			
31-45	7	6	5	4	3	2	1	1/2		
46-65	8	7	6	5	4	3	2	1	1/2	
66-90	9	8	7	6	5	4	3	2	1	1/2
91-100 *	10	9	8	7	6	5	4	3	2	1

* In classes with more than 100 entries, the present scale is to be continued in increments for each 10 horses.

Exceptions:

Polo / Polocrosse – Points will be awarded as follows:

Horse in winning team – 3 points
 Horse in runner-up team provided three or more teams compete - 2 points

Team Penning – Award as per Rule 218 Points Score System

NOTE A horse may only receive points from one team result.

For Competitive Trail Riding and Endurance Competitions refer rule 230 for point's calculation.

POINTS FOR NATIONAL AND STATE SHOWS

From the beginning of the show year 1st August 2003 and thereafter, competitors in all PHAA approved State Championship Shows for PHAA affiliated associations shall be awarded double the normal points for placing's in classes. The National Show shall award triple points.

POINTS FOR NATIONAL PRESTIGE SHOWS

From the beginning of the show year 1st August 2009 and thereafter, competitors in a National All Breeds Show with International judges e.g. NPHA, Western Breeders Congress, NCHA and Reining Australia, shall be awarded double the normal points. Approval of these shows will be at the discretion of the Board of Directors.

219. AWARDING OF SHOW AND PERFORMANCE POINTS

Points can only be awarded to PHAA registered horses whose recorded owner/lessee is a current financial member of the PHAA. Transfer of ownership is not effective for point tabulation until recorded by the PHAA Office. Points will be credited to the recorded owner only.

When a member requires a copy of his/her horses show points, then a lifetime points listing will be sent. All requests must be accompanied by a fee.

Separate cards must be used for Halter/Open classes, Youth or Amateur classes. Results of Youth or Amateur classes must not be recorded on the same sheet as any other rider or horse.

- Show result cards are submitted to the PHAA correctly filled in within 30 days of the said show.
- Cards arriving late - i.e. after thirty (30) days but before sixty (60) days - may be counted if a penalty fee is paid.
- Registered shows - points will be allocated to all qualifying horses from organising body (i.e. registered shows including State Championships, Paint O Ramas and National Show) and other registered shows approved by the Board of Directors.
- Incorrect point's cards: A penalty will apply to all incorrect point cards. Same to be returned to registered owner of the horse giving owner 14 days to return corrected card to the office with a fine before points will be allowed.
- A copy of the show programme for the show attended must be included with all points cards sent in. For shows where the same programme is used for that series of shows and the show dates are printed on the programme, a copy of the programme may be sent in once only at the time of the initial submission of points cards.

SHOW POINTS - Show Result cards.

In a case where "spot checks" are done on show results and entries are shown to be incorrect by the exhibitor in which case the exhibitor would gain more points than are correct, all points won by the horse in the class in which the error was located will be cancelled. Had no advantage been gained, points on the lesser amount of entries will be awarded. All cards must show the full registered name of the horse. All points must be submitted on official show result forms.

The Judge, Steward or Secretary is to delete the excess lines on the result card before signing. If this is not done, your points may not be accepted. Points cards received without date, correct name of horse, or registration number on wrong card (i.e. youth on horse card) the cards may be cancelled. Number pending will not be accepted.

Year End High Point Awards are tabulated to 31st July each year and must be received by 14th August of each year.

219. (A) SHOW HIGH POINT AWARDS

It is mandatory at State Championship Shows and Paint-O-Ramas and recommended at other Shows that all High Point Awards that are available at a show be published along with the show program / entry forms and advertised in any printed schedule.

The classes that form each individual High Point Award should be specified to enable competitors the knowledge of each eligible award.

The following system of calculation is recommended –

- 6 or more entries in a class points are awarded = 6, 5, 4,3,2,1 with 1st being awarded 6 points and 6th being awarded 1 point.
- 5 entries in a class points awarded 5, 4,3,2,1
- 4 entries in a class points awarded 4,3,2,1
- 3 entries in a class points awarded 3, 2, and 1
- 2 entries in a class points awarded 2, 1
- 1 entry in a class 1 point.

Any tie break system should also be advertised.

220. PAINT HORSE ASSOCIATION OF AUSTRALIA SUPREME CHAMPION

The title PHAA Supreme Champion will be awarded to any stallion mare or gelding which has been issued a numbered regular registry or Paint Bred certificate by the PHAA provided the said horse meets the following requirements.

- (a) Has been named at an approved show, National or State Champion at halter.
- (b) Has won a total of at least eighty (80) points in halter and performance shows;
- (c) At least thirty (30) of those points must have been won in halter classes;
- (d) And at least fifty (50) of those points have been won in performance events approved by the PHAA.
 - (i) No more than ten (10) points won in any one performance event will be counted;
 - (ii) Horse must have earned at least one Register of Merit in each of Categories 1, 2, 3 and 4 of performance events as listed above.
- e) And must have earned at least one (1) Register of Merit in either category 6, 8 and 11 (excluding Yearling & 2yo Lunge line and Yearling & 2yo Led Trail).
 - (iii) as set out in Performance events above;
 - (iv) And must have earned at least fifty (50) points as indicated under category 6.

In the event that this title is awarded, a special and engraved trophy shall be prepared and presented to the owner of the said horse at the next annual general meeting of the PHAA. A proper notation shall be made in an applicable Stud Book and other records of the PHAA.

221. PHAA SUPERIOR ALL ROUND HORSE

The title "PHAA Superior All-Round Horse" will be awarded to any stallion, mare or gelding which has been issued a Regular or Paint

Bred registry certificate by the PHAA provided the said horse meets the following requirements:

- a) Must have a superior rating in halter, having earned fifty (50) or more points.

Must have one superior rating in one performance class having earned at least fifty (50) points in one of the categories 1, 2, 3, 4, 5, 6 and 8 and 11 (excluding Yearling & 2yo Lunge line and Yearling & 2yo Led Trail).

- b) Must have earned at least one register of merit in at least four (4) of the performance contest categories 1, 2, 3, 4, 5, 6, 8 and 11 (excluding Yearling & 2yo Lunge line and Yearling & 2yo Led Trail).

In the event that this title is awarded, a special and properly engraved trophy shall be prepared and presented to the owner of the said horse at the next annual general meeting of the PHAA. A proper notation shall be made in the applicable Stud Book and other records of the PHAA.

222. PHAA CHAMPION

- (a) In regard to all horses registered by the PHAA, the title or term PHAA Champion is hereby, from this date and in the future reserved by the said PHAA for its express use and awarded to any individual stallion, mare or gelding, which meet the requirements set out in the following section.
- (b) The title "PHAA Champion" may be awarded to any individual stallion, mare or gelding registered in the regular or Paint Bred registry after it has won a total of fifty (50) or more points in official shows and contests recognised by the PHAA provided:
 - (i) That the points have been won in five (5) or shows and under five (5) or more judges;
 - (ii) That at least sixteen (16) of the points have been won in halter classes or at least sixteen (16) of the points have been won in hunter in hand classes, but not a combination of both;
 - (iii) That at least 5 points have been won at PHAA State or National shows or at Royal Shows.
 - (iv) That at least twenty-five (25) of these points have been won in performance classes or contests and with a minimum of ten (10) points each having been earned in at least two (2) categories, from 1, 2, 3, 4, 5, 6 and 8 and 11 (excluding Yearling & 2yo Lunge line and Yearling & 2yo Led Trail) of the performance events.
 - (v) That at least two Register of Merit Awards have been earned. These Register of Merit Awards must have been earned in a combination of Categories 1, 2, 3, 4, 5, 6, 8 and 11 (excluding Yearling & 2yo Lunge line and Yearling & 2yo Led Trail) and not in just one category.
- (c) In the event the title is awarded, a proper certificate shall be prepared and awarded to the owner of the said horse, and also, a proper notation shall be made in an applicable Studbook, other records of the PHAA, and the Paint Horse Journal.

222. (A) PHAA CENTURY AWARDS

PHAA Century awards will be included in the PHAA awards categories.

- PHAA Bronze Century – 100pts
- PHAA Silver Century – 200pts
- PHAA Gold Century – 300pts

PHAA CENTURY AWARDS: The title of PHAA Century (event) will be awarded to any stallion mare or gelding provided the said horse has earned 100 or more points in a PHAA approved event. A horse may receive this title for each separate event in which it has earned 100 or more points to earn the relevant Century award.

When the title of PHAA Century is awarded, a proper certificate shall be prepared and sent to the recorded owner or lessee of the horse. Also, a proper notation shall be made in the applicable Stud Book and records of the PHAA.

223. PHAA SUPERIOR (EVENT) HORSE

- (a) The title "PHAA Superior Event Horse" will be awarded to any stallion, mare or gelding which has been issued a Regular or Paint Bred registration certificate by the PHAA provided aid horse has earned fifty (50) or more points in one PHAA approved event.

(Examples: A horse which earns a minimum of fifty (50) points in cutting will be designated as a PHAA Superior Cutting Horse, with fifty (50) points at halter; it will be listed as a PHAA Superior Halter Horse).

A horse may receive this title for each separate event in which it has earned fifty (50) points.

- (b) When the title of PHAA Superior (event) Horse is awarded, a proper certificate shall be prepared and sent to the recorded owner of the said horse. Also, a proper notation shall be made in the applicable Studbook and records of the Association.

224. MERIT AWARDS

1. REGISTER OF MERIT

- (a) The purpose of the Register of Merit is to establish a record of performance.
- (b) Each stallion, mare or gelding registered in the Regular or Paint Bred Registry of the PHAA can qualify for the title "Register of Merit" in halter and individual performance events when they have won ten (10) or more points in that event, as outlined in the Points Score System.
- (c) Points accumulated as a colt will be continued on when gelded.

2. DISTINCTION AWARD

- (a) The purpose of the Distinction Award is to establish a record of performance.
- (b) Each stallion, mare or gelding registered in the Regular or Paint Bred Registry of the PHAA can qualify for the title "Distinction" in halter and individual performance events when they have won twenty-five (25) or more points in that event, as outlined in the Points Score System.
- (c) Points accumulated as a colt will be continued on when gelded.

(Rule change effective BOD meeting May 2007)

225. YEARLING CERTIFICATE OF EXCELLENCE

- (a) The purpose of this award is to recognise the achievements of Regular Registered and Paint Bred Yearling horses.
- (b) In order to qualify for the award, the Yearling must have attained a Register of Merit in each of the 4 events of Halter, Led Trail, Lunge Line and Hunter in Hand, before 31st July of their Yearling year.

226. HONOUR ROLL & YEAR END AWARDS

- (a) An Honour Roll (Event) Horse of the Year Award will be given to the horse in each individual event listed in Categories 1 to 9 and 11 that has the most points in that event for the year.
- (b) For Hunter in Hand will be split into Yearling, 2-Year-Old, Junior & Senior age divisions.
(approved BOD meeting October 2015)
 - (a) Minimum points to be five (5);
 - (b) There is no limit on the number of half points gained towards Honour Roll yearly awards.
- (c) A trophy or something similar should be given to the high point runner up in youth and amateur each year.

226. (A) YEAR END AWARD TIE BREAK

In the event of a tie for the Open, Amateur Owner or Youth Year End awards (excluding Honour Roll Awards) the winner will be determined by the horse / exhibitor accumulating the points in the least amount of shows. If unable to break a tie by this method, then the horse that has attained the most number of first places, then second places and so on until the tie can be broken.

227. (A) HIGH POINT RIDDEN PERFORMANCE HORSE OF THE YEAR

The High Point Performance Horse of the Year Award will be given to the horse that has recorded the highest total of points - provided that:

1. The points are earned in at least five (5) events.
2. These five (5) events cover at least two (2) categories from categories 1 to 6, 8 inclusive.
(approved BOD meeting October 2015)

227. (B) HIGH POINT LED PERFORMANCE HORSE OF THE YEAR

The High Point Led Horse of the Year Award will be given to the Yearling and Two (2) year old horses that have recorded the highest total of points from Category 11 – provided that:

3. Points are earned in at least three (3) events from Category 11.
4. A minimum of five (5) points are achieved in at least two events from Category 11.
5. Halter points are also taken into account for these awards.
6. If a 2-Year-Old horse is shown under saddle at any show, this horse is no longer eligible to be shown in 2-Year-Old Lunge line and 2-Year-Old Led Trail for the remainder of their 2-Year-Old competition year.

An annual award will be provided separately for the age divisions of Yearling and 2-Year-Old that meet the above criteria. Points will only be accumulated from the 1st August to 31st July each year.

(Rule change BOD Dec 2013 meeting)

227. (C) HIGH POINT HALTER HORSE OF THE YEAR

The High Point Halter Horse of the Year Award will be given to the horse that has recorded the highest total of halter points from any division excluding Youth Halter, Amateur Owner Halter.

The recipient of these awards will receive a suitable trophy at the annual general meeting of the PHAA. This will be noted in the applicable Studbook and other records of the PHAA, as will the runners-up.

227. (D) HIGH POINT AWARDS – AGE DIVISIONS

The PHAA may award High Point Awards for various age divisions such as 2-Year-Old, Junior Horse, Senior Horse.

The High Point (Age Division) Horse of the Year Award will be given to the horse that has recorded the highest total of points - provided that:

7. The points are earned in at least five (5) events
8. These five (5) events cover at least two (2) categories from categories 1 to 6, 8 and 11 inclusive.
9. Halter points are also taken into account for these awards.
10. Points from categories 7, 9, 10 and 12 are not taken into account for these awards

EXCEPTION HIGH POINT 2-YEAR-OLD

11. Where points are earned in at least four (4) events.
12. These four (4) events cover at least two (2) categories from categories 1, 2 and 11
13. Halter points are also taken into account for these awards.
14. Points from other categories are not taken into account for these awards

In addition to the requirements for High Point 2YO, High Point Junior Horse and High Point Senior Horse there shall be a requirement of a minimum of 5 points at halter and 5 points at performance (within the required categories) in order to qualify for the award.

PHAA will award a reserve honour roll certificate each year where applicable. *(approved BOD meeting October 2015)*

227 (E) LEADING SIRE AWARDS

(i) Leading Sire (Halter) Of the Year

Both PHAA Regular Registered and Paint Bred Registered stallions are eligible to achieve this Title which will be awarded to the horse whose Regular Registered and Paint Bred progeny have earned the highest cumulative annual halter points. Points earned in Amateur & Youth events do not count towards this award. The Award will be a certificate and will be presented at the PHAA AGM.

(ii) Leading Sire (Performance) Of The Year

Both PHAA Regular Registered and Paint Bred Registered stallions are eligible to achieve this Title which will be awarded to the horse whose Regular Registered and Paint Bred progeny have earned the highest cumulative annual points from all events in Categories 1, 2, 3,4,5,6 , 8 , 10 &11. Points earned in Amateur and Youth events count towards this award. Points are to be accumulated in a minimum of 3 categories. The award will be a certificate and will be presented at the PHAA AGM

228. SPECIAL AWARDS

Special awards may be awarded to PHAA registered horses exhibited by disabled persons who are PHAA members and are unable to compete in certain classes specified for Awards such as PHAA Champion etc.

229. HIGH POINT HORSE OF SHOW

It is not mandatory for a High Point Award to be made at an approved show, however, if such an award is designated, the following scoring system shall be used to determine the winner.

- (a) To be eligible for all round honours, a horse must compete in at least three (3) approved performance events.
- (b) Horses placing in the top six will be allotted points as set out in the HSAA Rule Book.

- (c) No points are to be awarded to a disqualified horse regardless of the number in the class.

230. ADDITIONAL CONTEST RULES

Most of the recognised PHAA events as listed on the Categories and Contest list (Rule 217) have rules detailed in the rule book. Below are listed additional Contest rules, which were not covered in the AQHA Rulebook. For those events that are not covered in the AQHA rule book, the rules of the relevant National governing body shall apply.

CATEGORY 3. ARENA COW

Bull Dogging - timed rodeo event as per any recognised Rodeo Association.

CATEGORY 4. COW PONY RACE

This contest is a race to simulate the common practice of cowboys who often settled arguments of who owned the fastest cow horse by holding impromptu races on the ranges. Horses with racing plates shall not be allowed in an approved cow pony race.

- (a) Shank bits with curb must be used. No "D" bits shall be allowed. Only two reins can be used. The interpretation of questionable equipment shall be left to the discrimination of the official judge.
- (b) If warranted, two divisions may be run - "bridle horses" and "snaffle bit/hackamore horses".

A walking start must be used and the starter's word shall be official.

The official judge of the show must select one or more assistants to help judge the race. The judges must be positioned at opposite sides of the finish line. All ties must be run off.

The judge or any appointed assistant may disqualify any horse which he feels has interfered with another horse or whose rider interferes with another horse/rider.

A western or Australian Stock saddle must be used.

The distance of the race will be up to the discrimination of the show committee. However, the distance of the race(s) must be listed on the show programme.

Preliminary heats should be run where track conditions do not permit all horses to run at one time. The track size should allow at least 1.8m (six (6) feet) per horse in each race.

Points shall be awarded under PHAA point system. Times will not be recorded by the PHAA. If more than one heat is required, points will not be awarded in each heat, but in the finals only. Points will be awarded on the basis of total number of competing entries in the race.

Drug rules shall be the same as in other classes and events.

A minimum age limit for individuals competing in the cow pony race shall be sixteen (16) years of age.

COMPETITIVE TRAIL RIDING.

To be run under the rules of the Australian Trail Horse Riders Association.

All registered Paint and Paint Bred Horses satisfactorily finishing (without being pulled out by the ride vet for physical reasons) but not finishing in the top six places shall receive one point toward their ROM in this event.

All registered Paint and Paint Bred Horses placing in the top six (6) places of the trail ride will receive the points in accordance with the points score system.

ENDURANCE RIDING

An accredited ride is one held over the minimum accredited distance under AERA, FEI and Pony Club rules. This distance at the time of printing is 40km.

All registered Paint and Paint Bred Horses satisfactorily finishing (without being pulled out by the ride vet for physical reasons) but not finishing in the top six places shall receive one point toward their ROM in this event.

All registered Paint and Paint Bred Horses placing in the top six (6) places of the endurance ride will receive the points in accordance with the points score system.

CATEGORY 5 - RACING:

Thoroughbred racing:

Racing over distances from and including 800 metres. To be organised by an AJC recognised Jockey Club or Race Club.

Sprint Racing:

Racing under 800 metres organised by a recognised Jockey Club or Racing Body (GTC, AQHA, DSRC, WASHC etc.)

Picnic racing:

Unregistered races organised by charitable or similar community bodies.

CATEGORY 6 – ENGLISH PERFORMANCE

All events to be run under EFA, EFI or HSAA rules. Events included but not limited to may be Jumping, Dressage, One and Three-Day-Event and Hacking.

CATEGORY 7 - SPORTING EVENTS

This category has been especially included for all those registered Paint and Paint Bred Horse owners who enjoy the sporting and novelty events. Points will be awarded toward Register of Merit, Superior and Year End High Point awards only, the reason being that there is no standard set of rules governing these many and varied events.

CATEGORY 10 – EQUITATION / RIDER / HANDLER.

Rider Class:

To be judged as customary for Pony Club, Gymkhanas and Agricultural shows.

To include RDA High Point Rider, RDA High Point by State and RDA Rider Top 10.

231. ANIMAL WELFARE

This Animal Welfare Policy applies to any sanctioned event held by the Association, its Affiliates and any organisation that has been given program approval.

231.1 Humane Treatment

The Association will not tolerate inhumane treatment of a horse, or any other animal used in competition.

- No member or non-member will treat any horse or animal in a cruel or inhumane manner.
- Inhumane treatment includes but is not limited to all relevant animal welfare legislation and rules of the National Authorities controlling the applicable sport.
- In any equestrian sporting event, the welfare of the horse is always the primary consideration.
- No horse should be ridden or trained in such a way that it is subject to extended periods of mental or physical distress.
- Association members must comply with all relevant animal

welfare legislation and rules. This applies to all horses exhibited at events sanctioned by the PHAA, PHAA Affiliates and at any event that has been given Association program approval.

- The Association encourages all members to follow best animal welfare practice in all their dealings with horses.

Any member will be disciplined, suspended, fined, and/or expelled from the Association and any non-member will be fined and/or denied Association privileges for any violations of Rule 231.

231.2 Responsibility

An individual is responsible for the horse's condition if:

- they designate themselves on the entry form as the exhibitor or authorises another to designate him/her as the exhibitor on the entry form.
- they sign the entry form on behalf of themselves or another or causes an agent or representative to sign it.
- they physically participate in the class by riding or showing the horse.
- they are the actual trainer, having presented or caused to be presented the horse at the grounds for exhibition.
- both the exhibitor, designated on the entry form, and the person having actual possession of the horse, while physically participating in the event, are conclusively deemed to be authorised by the owner to execute all documents necessary, or convenient, to allow the horse's participation in an event approved by the Association, including documents pertaining to drug testing.
- an individual is prevented from performing their duties, including absolute responsibility for the condition of the horse/s, or is absent from the show, they must immediately notify the show secretary, at the same time appoint a substitute, and such substitute must place their name on the entry form.
- the exhibitor represents the owner regarding their horse(s) entered in an approved show.

231.3 Prohibited conduct

No person on the grounds, including but not limited to barns, stall, practice areas or show arena, can treat a horse in a manner that includes, but is not limited to:

- continuous and/or relentless pressure from the bit, legs, or spurs.
- placing an object, other than a legal bit, in a horse's mouth to cause undue discomfort or distress.
- placing a legal bit in a horse's mouth in an abnormal manner.
- leaving a bit in a horse's mouth for extended periods of time to cause undue discomfort or distress, broken skin and/or bleeding.
- tying a horse's head up (above the withers), back, or around in a manner as to cause undue discomfort or distress. the horse must be able to hold its head comfortably in a "normal" position.
- tying a horse in a stall without access to food or water for an extended period.
- use of excessive training techniques such as striking a horse's legs.
- excessive spurring or whipping.
- excessive spinning (defined as more than eight (8) consecutive turns in either direction).
- continuing to work or exhibit a horse which appears to be sullen, lethargic, emaciated, dehydrated, depressed, drawn or overly tired.
- schooling using rails higher than 1.2 metres.
- breaking the skin and causing bleeding from the spur, bit, or any other equipment.
- riding or training in such a way that the horse is subject to periods of mental or physical distress.
- exhibiting a horse that has an open wound and/or shows traces

- of blood, and
- using prohibited equipment on the horse at Association approved events.

231.4 Prohibited Equipment

The use of prohibited equipment includes but is not limited to: • saw tooth bits • hock hobbles • tack collars • curb straps with tack/rivets or tack hackamores • war bridles or like devices • riding in a curb bit without a curb strap • wire or solid metal curb straps, with or without padding • wire cavesson • wire or cable tie downs • bumper bits • metal bosals with or without padding • metal lunging hackamores • Chambons, headstalls made of metal, with or without padding • running martingales used without rein stops • excessively tight nosebands • draw reins attached between or around the front legs • side reins (direct from bit to girth or surcingles) • any item or appliance that restricts movement or circulation of the horse's tail • any appliance or equipment, which results in any bleeding, and • any other treatment or conduct deemed by a show official to be inhumane or abusive.

231.5 False Tails for showing purposes.

One (1), only false tail may be added to a horse's tail with a maximum weight of 1 kilogram (1000g), with no modifications or attachments fixed to the false tail or horse's tail.

(Rule 230 (c, d) updated approved BOD meeting June 2014)

232. HALTER CLASSES

1. Additional information –

- Colts and geldings must be exhibited as per their gender on the registration papers. Colts may not be registered as geldings without a gelding certificate.
- Geldings which are still listed as colts / stallions according to PHAA records at the time the show results are processed will be disqualified.
- Colts which are registered as geldings according to PHAA records at the time the show results are processed will be disqualified.
- The use of whips or bats of any type shall not be permitted in halter classes.
- Use of the lead chain over the horse's nose is permitted. However, excessive use may be severely penalized.
- Mixed sex halter classes are not permissible as point earning halter classes, with the exception of Supreme Paint Exhibit and Supreme Paint Bred Exhibit.
- When colts or stallions are gelded, their points will continue as lifetime points.
- Weanlings cannot be shown before the 1st of January of their weanling year or reached a minimum of 18 weeks of age.

233. CHAMPION AND RESERVE CHAMPION

The Champion of each division will receive at least one (1) point more than any other horses, provided that at least 2 horses were exhibited in that sex division. If necessary, additional points will be added to the points the Champion won in its age class to give it this total. The Champion will always receive a minimum total of two (2) points in any show where at least five (5) horses have competed in that sex division.

Example: If the Reserve Champion stallion received three (3) points, then the Champion stallion will be given one (1) point more so that it will have a point more than any other horse in its sex division.

Or: If the Champion stallion received three (3) points for being first in its class, and no other stallion received more than two (2) points

in its class, then no additional point will be awarded to the Champion stallion.

The Reserve Champion of each sex division will receive as many points as any horse in its sex division except the Champion. If necessary, additional points will be added to the points to give it this total. The Reserve Champion will always receive a minimum total of one (1) point in any show where at least five horses have competed in that sex division.

Example: If the Reserve Champion stallion received two (2) points in its class and another stallion which was not the Champion stallion received three (3) points in its class, then the Reserve Champion stallion will be given one (1) more point so that it will have as many points as any other horse in its sex division except the Champion stallion.

Or: If the Reserve Champion stallion received two (2) points in its class and no other stallion except the Supreme Champion stallion received more than two (2) points, then no additional points will be awarded to the Reserve Champion stallion.

The Grand Champion Stallion, chosen from the winner of the Junior and Senior Champion classes, will receive one more point than any other male exhibited.

Supreme Paint Exhibit and Supreme Paint Bred Exhibit will receive 1 point, but only if 4 or more horses are contesting the award and at least one horse from another sex division contested the award.

Supreme Exhibit of the Show will receive one (1) point extra.

(Moved 2020 AGM)

235. ASSOCIATION AWARD CERTIFICATES

- Duplicate certificates for Association awards will be available to part owners, owners, lessees and trainers at a cost per certificate.
- The new owner of a horse can request a duplicate of the horse's certificate.
- If a horse is leased, the lessees get the certificate so the owners or part owners may get duplicates if requested.
- Trainers may get duplicates only upon receipt in the PHAA office of written permission of the owner, part owners or lessee.
- No award certificate will be awarded to any person not in good financial standing even if he or she owns the horse. (Note: Owners or lessees must be financial in order for a horse to gain show points).
- The PHAA reserves the right to revoke or amend any awards.

236. PHAA YOUTH ACTIVITY PROGRAMME

- Only points gained in youth classes are eligible, and youth must be financial members of the PHAA in order to have points tabulated.
- A separate Official Show results form for youth performance is to be used. Youth competing with a Rider Exemption Card will be eligible to obtain the following awards.
- Points are accumulative towards PHAA Youth Champion, Superior All-Round Youth, Youth Versatility, Register of Merit, Distinction, Superior and Century awards on any number of horses over any length of time.

- iv) Points toward PHAA High Point Youth of the Year Award, High Point Youth of The State, Top Ten Youth, Youth Honour Rolls and High Point Youth Awards at approved shows are calculated on a one horse/one rider basis. Where a youth shows different horses in youth events then those horses' points will be tallied individually.
- v) Deleted - was Rule 237(iii) AGM 2013 Motion 5)
- vi) Refer also rules 217(h) and 228(b)
- vii) Classes that are open to age groups that include but exceed 18 years and under will not gain youth points
- viii) Limited Youth Membership. A reduced membership fee will be allowed for Junior youth (10 years & Under) with limited showing rights of Showmanship, Youth Walk/Trot & Youth Walk/Jog and Lead line. The membership card will be noted accordingly. Effective 1st August 2011.
(Immediate rule changes June 2011 BOD Meeting)

YOUTH HALTER

Youth Halter classes are to be judged in the same manner as Open Halter Classes, as described in rule 231, with the exception of Youth Stallion classes, which are not permitted. In order to obtain PHAA points, Youth Halter classes must be closed to PHAA registered horses with showing rights. Mixed sex classes will not receive points, exception being Supreme Champion.

A Youth may only exhibit one horse in a class. More than one horse may be exhibited by one Youth, provided that each horse is exhibited in a separate class. Should a Youth qualify more than one horse for Champion, Reserve Champion or Supreme Champion, then that Youth may only show one of the qualifying horses and the other horses cannot be shown by any other exhibitor or considered for these awards.

Recommended classes shall be in accordance with Rule 231.2.
(Rule change approved March 2013 BOD Meeting)

SUPERIOR ALL- ROUND YOUTH AWARD:

- (a) The youth must have won a total of 300 points. All categories excluding 5, 7, 9, 11 and 12 are eligible to gain points for this award.
- (b) A superior must be earned from five of the seven remaining categories.
- (c) Five ROMs must also be earned other than that in which the qualifying Superiors were won.

PHAA YOUTH CHAMPION:

To win a PHAA Youth Champion Award, a youth must win fifty (50) or more points in competition in official shows and contests recognised by the PHAA provided;

- (a) That the points have been won in five (5) or more shows under five (5) or more judges.
- (b) That at least sixteen (16) of the points have been won in showmanship at halter classes.
- (c) That at least twenty-five (25) of these points have been won in performance classes with a minimum of ten (10) points, each having been earned in at least two (2) categories of the performance events, except categories 5, 7, 9, 11 and 12. These ten (10) points in at least two (2) categories cannot be earned in a combination of categories.

- (d) That at least two Register of Merit Awards have been earned. These Register of Merit Awards must have been earned in a combination of Categories 1, 2, 3, 4, 5, 6, 8 and 10 and not in just one category.
- (e) Youth competing with a Rider Exemption Card will be eligible if they obtain the total number of points required for this award in at least two (2) categories excluding Categories 5, 7, 9, 11 and 12

Youth Versatility Award

To earn this title five (5) ROMs from categories 1 to 6, 8, 10 and 11 must have been earned, one being earned in Youth Showmanship at halter. A superior rating must also have been earned in one of these 5 events.

Youth competing with a Rider Exemption Card must earn five (5) ROMs from categories 1 to 6, 8, 10 and 11. A superior rating must also have been earned in one of these 5 events.

Youth Century Award

A youth may receive this award for each separate event in which he/she has earned 100 points or more for the relevant Century award.

Youth Superior

A youth may receive this award for each separate event in which he/she has earned fifty (50) points.

Youth Register of Merit

A youth can qualify for a youth register of merit in showmanship and individual performance events when they have won ten (10) or more points in that event.

Note: Points are accumulative towards Youth Champion, Versatility, ROM and Superior awards on any number of horses.

High Point Awards at Approved Shows

High Point Youth Awards at PHAA approved shows must be based on a one horse/one rider basis.

The contestant to be eligible must show in at least three (3) classes over two (2) categories.

Points towards TOP TEN, youth Honour Roll and High Point Awards at approved shows are calculated on a one horse/one rider basis. Where a youth shows different horses, then those horses will be tallied individually. Youth need not own the horses they show to gain points for any other PHAA Youth Award.

Top Ten

Year End awards will be given to the ten (10) youth who earn the most points in showmanship and performance events in categories 1, 2, 3, 4, 6, 8, 10 and 11 provided that:

- (a) Points are compiled on a one horse / one youth basis in youth events.
- (b) Points must have been earned in at least three (3) classes over two categories.
- (c) A minimum of one point must have been earned in either Showmanship at Halter, English Equitation, Hunt Seat

Equitation, Western Horsemanship (AQHA), or Western Equitation,

High Point Youth of Each State

Year End awards will be given to the youth who earns the most points in showmanship and performance events in categories 1, 2, 3, 4, 6, 7, 8, 10 and 11 of each State / Territory provided that –

- (a) Points are compiled on a one horse / one youth basis in youth events;
- (b) Points must have been earned in at least three (3) classes over two categories;
- (c) A minimum of one point must have been earned in either Showmanship at Halter, English Equitation, Hunt Seat Equitation or Western Equitation;
- (d) A minimum of 5 points (any combination of events) must have been earned.

High Point Youth of the Year

For the purpose of the High Point Youth of the Year award, age divisions will be: 13 years and under, and 14 to 18 years computed from 1 August of each year.

A Year End award will be given to the Youth 13 years and under and an award will be given to the Youth 14 to 18 years who earns the most points in showmanship and performance events in categories 1, 2, 3, 4, 6, 8, 10 and 11 provided that -

- (a) Points are compiled on a one horse / one youth basis in youth events;
- (b) Points must have been earned in at least three (3) classes over two categories;
- (c) A minimum of one point must have been earned in either Showmanship at Halter, English equitation, Hunt Seat Equitation, Western Horsemanship (AQHA) or Western Equitation;
- (d) A minimum of ten (10) points (any combination) must have been earned.

Youth Honour Rolls

The youth earning the most points with any one horse in each of the approved PHAA events during one year (August 1 to July 31) will be awarded a Youth Honour Roll certificate.

A minimum of 5 points is required for an Honour Roll Award.

PHAA Youth Champion Horse

PHAA Champion Youth Horse may be awarded to any horse registered in the Regular Registry or Paint Bred Registry who has won fifty (50) or more points in Youth Events, provided that:

- (a) The Points have been won in five (5) or more shows under five (5) or more judges;
- (b) At least sixteen (16) of these points have been won in showmanship classes;

- (c) At least twenty-five (25) of these points have been won in performance classes with a minimum of ten (10) points each having been earned in at least two (2) categories, except classes 5, 7, 9 and 12. These ten (10) points in at least two categories cannot be earned in a combination of categories.

236. (A) YOUTH TRIP

- (a) Initially only Youth who meet all the selection criteria will be invited to apply for a position on the Youth Team. Four (4) Youth will be selected for the Team to make the trip to Overseas plus one (1) Reserve. Attendance of the Reserve member is at the discretion of the Board.
- (b) **Additional Selection Criteria for PHAA Youth in VIC, TAS, WA and NT.** PHAA end of Year First Place over all Honour Roll Youth who have competed and obtained points in both of the two qualifying Honour Roll Years will be invited to the PHAA Youth Teams Selection Camp. These Youth from VIC, TAS, SA, WA and NT will be assessed at the camp on the same basis as Youth from NSW & QLD. Youth from VI, TAS, WA & NT must meet the requirements listed items C, D, E, F & G of **Rule 236 a**.
- (c) Selected Youth will receive an invitation, which, if accepted, must be signed by a parent/guardian. If the invitation is declined, the offer will be given to the next youth and so on. Youth found to be submitting fraudulent point sheets will not be considered.
- (d) When accepted, Youth and their parents are bound by the agreement to raise the required funds.
- (e) The selected Youth must be current financial members of the PHAA and APHA at the time of the trip, must not be married or have been married.
- (f) Minimum age is to be 14 years at the date of departure. Maximum age eligible is 18 before the second of January of the year of the show.
- (g) Youth must be a member of good standing for a minimum period of two years prior to the closing date of the final qualifying year.
- (h) Selection is based on accumulation of points over the previous two years taken from the relevant end of year Honour Roll results. In order to be considered for selection, the Youth must have appeared and qualified on the "Top 10 Youth" listing for at least one of the two qualifying years. Points from both qualifying years are accumulated whether on the Top 10 listing for one or both years. It is mandatory to have competed and obtained points in both of the two qualifying Honour Roll years.
- (i) Points which have been earned in Category 7 will not be taken into consideration.
- (j) The PHAA will conduct a Youth Camp to be administered by the PHAA Youth Team Managers and PHAA Youth Portfolio holder. The qualifying Youth will be invited to attend the camp. The attending Youth will be assessed by the Youth Team Managers and a recommendation from the Managers will be submitted to the PHAA BOD and used as a component for the overall selection process.
- (k) The PHAA will notify the eligible Youth in writing. It is mandatory that the Youth reply in writing, informing the PHAA of their wish to be included in the final selection process.

- (l) Each of the eligible youth must submit to the Board their reasons for wishing to be part of the team. The submission should be titled "Why I should be selected" and should be a minimum of one A4 page. This submission should include history with horses, detail of voluntary assistance with shows and/or club activities, team work, fundraising activities and any other relevant information.
- (m) Two written reference must be submitted to the Board with the Youth's submission
- (n) Each selected Youth must, on acceptance of their invitation, sign a form of agreement with the PHAA that they agree with the guidelines and will work to raise the requisite amount of funds, and will accept the event selected for them without question and with good grace.
- (o) The five finalists will be expected to attend a State or National Show and be involved in Youth activities and assist in the running of the show by assisting as ring steward, ribbon steward or other activities as directed.
- (p) Each youth is responsible for raising a pre-set amount as decided by the Board. All funds must be lodged with the PHAA by 30 April of the year of travel or on a date to be determined by the Board.
- (q) Each youth must lodge with the PHAA Office by the end of each month details of funds raised and deposited in the past month.
- (r) If the individual target is not reached then that Youth will not travel.
- (s) Money raised will be held in the Youth Trip Account, with any excess after expenses being carried over to the Youth Portfolio. There will be no refunds.
- (t) The PHAA Board has the right to remove or expel a member of the team for breaches of PHAA rules, inappropriate behaviour or other reasons deemed by the Board from time to time.
- (u) Should a team member be unable to attend, the PHAA Board may select the reserve member or next qualifying youth to attend the Youth Trip on the same conditions.
- (v) A written report is required from each Youth Team participant within 3 weeks of their return. Failure to do so may void eligibility for future Youth Team Trips.
- (w) Parents/Guardians of all Youth Team Members must complete a document detailing dietary or medical requirements or conditions that may require attention and emergency contact details.
- (x) Final Youth Team selection positions will not be determined on PHAA Show Points along but by the combination of elements listed above with a view to select the best possible Ambassadors as a team to represent the PHAA at the APHA World Youth Games.

236. (B) YOUTH COUNCIL ELECTIONS

Youth may hold positions on the youth council while they are eligible for youth membership. Elections are to be held with one position in each state. The number of positions available will be determined by the current number of youth memberships at the time of the election. All youth are to be nominated and seconded by youth members. Criteria for a youth council representative are:

- (a) A youth council representative is to organise meeting of the youth in their state, with minutes taken or a report, and this is to be forwarded to the youth coordinator. Youth members unable to attend these meetings may correspond in writing or by phone.
- (b) They should attend the annual youth meeting at the National Show.
- (c) Co-ordinate fund raising and general promotion of PHAA registered horses in their state.

237. AMATEUR ACTIVITY PROGRAMME

Only current financial members are eligible for PHAA amateur status. All exhibitors in amateur classes are required to hold a PHAA amateur card. All horses shown in amateur classes must be registered with the PHAA. All horses shown in amateur classes must be registered with PHAA in order to obtain association points and awards.

Any Horse exhibited by an Amateur in Amateur or Open classes, must be owned or leased by the contestant or by contestants' spouse, parents, de-facto partner, child of the family, grandparents, brother(s) or sister(s). Horses owned by anyone other than listed above, do not fulfil the ownership requirements under the PHAA Amateur rule. An Amateur may not exhibit a horse owned by anyone other than the Amateur or their immediate family as specified above. The minimum Lease period for any horse for any Amateur competitor will be 12 months.

Refer also rules 217(h) and 228(b)

QUALIFICATION: To qualify as an Amateur exhibitor with the PHAA, and individual must meet the following requirements:

1. **Age.** An individual is considered an Amateur exhibitor when he/she is no longer eligible to show in the Youth program. For Amateur eligibility purposes, the age of an individual as of August 1 will be maintained throughout the point scoring year.
2. **Remuneration restrictions.** Please note this includes their period competing as a Youth member, where applicable.
 - i) For a period of 36 months (three years) prior to the date of an application for Amateur status is received in the PHAA office, an applicant may not have shown, ridden, trained or assisted in training (led, ridden or driven) a horse for remuneration, either directly or indirectly; not received remuneration for instructing another person in riding, driving or training a horse; nor received remuneration for instructing another person in showing a horse in competition;
 - ii) An individual may not have shown, ridden, trained or assisted in the training of a horse for which the individuals spouse, at the time, accepted any form of remuneration, either directly or indirectly, for training, assisting in training, or showing of said horse in competition for a period of 36 months (3 years) prior to the date an application for Amateur status is received in the PHAA office;
 - iii) Prize money is not to be considered remuneration. Payment of entry fees and expenses, by any person other than the person's spouse, parents, defacto partner, child of the family, grandparents, brother(s), sister(s), shall be considered remuneration.
 - iv) Amateur status. Amateur status may be maintained only by continual refusal of remuneration;

- v) The following activities shall not affect the amateur qualification of an individual –

- (a) The writing of books pertaining to horses;
- (b) Accepting remuneration for judging or stewarding;
- (c) Receiving prize money;
- (d) Having the occupation of farrier, veterinarian, thoroughbred trainer or trotting trainer;
- (e) Owning or operating a saddlery, stud or breeding farm or boarding stables.
- (f) Sponsorship may be received by Amateurs, providing only goods are received and not monetary payments. Amateurs may be required to submit details of sponsorship to the PHAA upon request, and must be provided within 21 days.

3. General

- (a) A card will be conditionally issued on payment of fees any points earned from this date will remain valid, providing the application is approved;
- (b) Applicant's name will be printed in the journal following issue of card and will be approved if no protests are lodged within a four (4) week period after printing;
- (c) Protests will be heard by the Board of Directors and if successful, all points previously earned by the applicant will be forfeited;
- (d) The Board of Directors has the authority to deny the acceptance or the continuance of a members amateur status if it believes that the applicant does not qualify under terms of rule 237 (i);
- (e) Points are accumulative towards PHAA Amateur Champion, Superior All-Round Champion, and Versatility, of Register of Merit, Distinction, and Century

and Superior awards on any number of horses over any length of time.

- (f) Points toward Top Ten Amateur, Amateur Owner Honour Rolls and High Point Awards at approved shows are calculated on a one horse/one rider basis. Where an amateur shows different horses, then those horses points will be tallied individually.
- (g) College or University owned horses. Students that are eligible to compete as Amateur or Novice Amateur can show a College or University owned horse or horse that is on loan to the college or university in Amateur or Novice Amateur competition provided the eligibility requirements of Rule 237 (i) are met by the individual student. If the horse is not owned by the college / university, written evidence must be provided to the PHAA stating that the horse is on loan for this purpose.
- (h) Any member ceasing to be a professional with the aim of applying to become an Amateur, must notify the PHAA in writing of the date of ceasing professional activities as soon as practical, in order to qualify for Amateur status.
- (i) In Amateur Halter Competition, when an Amateur exhibitor has qualified more than one horse for Champion and Reserve Champion, only another Amateur may assist that exhibitor as long as the Amateur who originally

qualified the horses, leads one (1) of the horses in that class.

(Explanation: This now allows all qualifying horses owned by one Amateur to show for Champion and Reserve Champion)

PHAA AMATEUR CHAMPION

To win a PHAA Amateur champion an amateur must win fifty (50) or more points in competition in official shows and contests recognised by the PHAA provided:

- (a) The points have been won in five (5) or more shows under five (5) or more judges.
- (b) (At least sixteen (16) of these points have been in showmanship at halter classes.
- (c) At least twenty-five (25) of these points have been won in amateur performance classes with a minimum of ten (10) points each having been earned in at least two categories, excluding Categories 5, 7, 9, 11 and 12. These ten (10) points cannot be earned in a combination of categories.
- (d) That at least two Register of Merit Awards have been earned. These Register of Merit Awards must have been earned in a combination of Categories 1, 2, 3, 4, 6, 8 and 10 and not in just one category.
- (e) Amateurs competing with a Rider Exemption Card will be eligible if they obtain the total number of points required for this award in at least two (2) categories excluding Categories 5 and 9.

PHAA Amateur Versatility

To earn this title, five (5) ROMS from all categories, but excluding 5, 7 and 9, must have been earned, one (1) being earned in Amateur Showmanship at halter. A superior rating must also have been earned in one of these five events.

Superior All-Round Amateur Award

- (a) The amateur must have won a total of 300 points. All categories excluding 5, 7, 9, 11 and 12 are eligible to gain points for this award.
- (b) A superior must be earned from five of the seven remaining categories.
- (c) Five ROMs must also be earned other than that in which the qualifying Superiors were won.

Amateur Century Award

An amateur may receive this award for each separate event in which he/she has earned 100 points or more for the relevant Century award.

Amateur Superior

An amateur may receive this award for each separate event in which he/she has earned fifty (50) points.

Amateur Register of Merit

An amateur can qualify for an Amateur Register of Merit in showmanship and individual performance events when they have won ten (10) or more points in that event.

Amateur Top Ten Awards

Year End awards will be given to the ten (10) amateurs who earn the most points in showmanship and performance events in categories 1, 2, 3, 4, 6, 8, 10 and 11 provided that –

- (a) Points are compiled on a one horse / one amateur basis in amateur events.
- (b) Points must have been earned in at least three (3) classes over two categories.
- (c) A minimum of one point must have been earned in either Showmanship at Halter, English Equitation, Hunt Seat Equitation, Western Horsemanship (AQHA) or Western Equitation.

High Point Amateur of Each State

Year End awards will be given to the amateur who earns the most points in showmanship and performance events in categories 1, 2, 3, 4, 6, 8, 10 and 11 of each State / Territory provided that –

- (a) Points are compiled on a one horse / one amateur basis in amateur events.
- (b) Points must have been earned in at least three (3) classes over two categories.
- (c) A minimum of one point must have been earned in either Showmanship at Halter, English Equitation, Hunt Seat Equitation, Western Horsemanship (AQHA) or Western Equitation.
- (d) A minimum of 10 points (any combination of events) must have been earned.

High Point Amateur of the Year

A Year End award will be given to the Amateur who earns the most points in showmanship and performance events in categories 1, 2, 3, 4, 6, 8, 10 and 11 provided that -

- (a) Points are compiled on a one horse / one amateur basis in amateur events.
- (b) Points must have been earned in at least three (3) classes over two categories.
- (c) A minimum of one point must have been earned in either Showmanship at Halter, English Equitation, Hunt Seat Equitation, Western Horsemanship (AQHA) or Western Equitation.
- (d) A minimum of ten (10) points (any combination) must have been earned.

Amateur Honour Rolls

The amateur earning the most points with any one horse in approved PHAA events during one year August 1 to July 31 will be awarded an Amateur Honour Roll certificate.

A minimum of five (5) points must be earned to qualify for the end of year awards.

High Points Awards at Approved Shows

High point PHAA Amateur awards, if any, at PHAA approved shows must be based on a one horse/one rider basis. To be eligible for this award, the contestant must show in at least three (3) classes over two categories.

PHAA Amateur Horse Champion

This may be awarded to any horse registered in the regular registry who has won fifty (50) or more points in amateur events provided that:

- (a) The points have been won in five (5) or more shows under five (5) or more judges:
- (b) At least sixteen (16) of these points have been won in showmanship classes.
- (c) At least twenty-five (25) of these points have been won in performance classes with a minimum of ten (10) points each having been earned in at least two (2) categories, excluding categories 5, 7, 9, 11 and 12. These 10 points in at least two categories cannot be earned in a combination of categories.

AMATEUR HALTER CLASSES

Amateur Halter Classes are to be judged in the same manner as Halter Classes, as described in Rule 231. In order to obtain PHAA points, Amateur Halter classes must be closed to Paint Horses (Regular Registered only or Paint Bred Horses only). Mixed sex classes will not receive points, exception Grand Champion. An amateur may only exhibit one horse in a class. More than one horse may be exhibited by one amateur, provided that each horse is exhibited in a separate class. Should an Amateur have more than one horse qualify for any Champion, Reserve Champion or Grand Champion award, then that Amateur can only show one of the qualifying horses and another Amateur may assist that exhibitor as long as the Amateur who originally qualified the horses, leads one (1) of the horses in that class

An amateur may only exhibit one horse in a class. More than one horse may be exhibited by one amateur, provided that each horse is exhibited in a separate class. Should an Amateur have more than one horse qualify for any Champion, Reserve Champion or Grand Champion award, then that Amateur can only show one of the qualifying horses and the other horse/horses cannot be shown by another exhibitor or considered for those awards.

AMATEUR ENCOURAGEMENT AWARD

At the Board of Directors' discretion, an Amateur Encouragement Award may be given annually. This award is given to an Amateur who has displayed good sportsmanship and who is promoting Paints horses through the Amateur program in a positive manner, showing promise in their chosen field of competition.

Recipients must be a current member in good standing with the Paint Horse Association of Australia. They must be an Amateur or Masters Amateur riding or showing either Paint or Paint Bred

registered horses. The Award will be announced at the same time as Year End Honour Roll Awards."

(Rule change approved BOD Meeting June 2012)

237.(a) NOVICE DIVISION – AMATEUR

Classes: Showmanship, Hunter under saddle, English Equitation, Western Pleasure, Western horsemanship, Trail.

Points gained: All points will be recorded on a spreadsheet by the PHAA point's administrator.

Points will not carry over to Masters or Amateurs
No annual high point awards will be awarded.
Novice Amateur classes will not be held at State or National Shows.

Eligibility

1. You must be a financial member with the PHAA and have an Amateur or Masters Card.
2. Once ten (10) points have been attained in any of the above disciplines, the person is no longer eligible for novice Amateur in that discipline. You will receive an email with your ROM Award.
3. You must apply for Novice Amateur annually.
4. Every person competing in a Novice Amateur class must have a Novice permit appropriately endorsed by the PHAA.
5. If Novice Amateur, Amateur and Masters are on the same program the holder of the Novice Amateur permit must only show in one category. The eligibility of the Novice Amateur may vary between disciplines.
6. Novice Amateur can compete in Amateur classes on the program if no Novice Amateur classes are offered.

Programs

It is not compulsory for PHAA affiliates to run Novice Amateur classes on their programs. Affiliates have the option if they wish to offer a Novice Amateur high point of the show.

237 (B) MASTERS AMATEUR

PHAA members who qualify under Rule 237 as an Amateur, will be considered a Masters Amateur on or after the date of their 50th birthday as of the 1st August. Proof of age will be required on application by providing a copy of Driver's License or Birth Certificate. All rules pertaining to Masters Amateur eligibility and criteria will be according to rules used for PHAA Amateur Program

Financial members of the PHAA who are current Amateurs may apply for Masters Amateur endorsement. Masters Amateur endorsement entitles an Amateur to compete in Masters Amateur classes once a fee has been paid and the application processed.

Masters Amateurs must not compete on a different horse at the same show in the same category in Amateur classes.

A separate Points sheet is to be submitted for Masters Amateur classes.

Masters Amateur points earned with Paint Bred horses shall remain in a separate Honour roll.

A Masters Amateur cannot compete as an Amateur in the same class at the same show. E.g. Masters Amateur Trail cannot compete in Amateur Trail as well. A Masters Amateur choosing to compete in any category at a show (for example Masters Trail) is not confined to Masters Amateur in other classes (e.g. Masters Hunter Under Saddle, and Masters Western Pleasure).

Points earned in Amateur classes will be tabulated on the Master Amateur Honour Roll and High Point Awards.

Points gained in Masters Amateur classes or Select Amateur classes will be tabulated for Masters Amateur Honour Roll and High Point Awards. Masters Amateur Points will not be added into calculations for PHAA open Amateur Honour Roll and Awards.

It is recommended that the following Masters Amateur classes be included in PHAA State and National Championship Shows.

1. Showmanship
2. Hunter under Saddle
3. Western Pleasure
4. Trail

5. Western and English Equitation, Western Horsemanship, Western Riding, Ranch and Reining, may also be offered

PHAA MASTERS AMATEUR CHAMPION

To win a PHAA Masters Amateur champion a Masters amateur must win fifty (50) or more points in competition in official shows and contests recognised by the PHAA provided:

- (a) The points have been won in five (5) or more shows under five (5) or more judges.
- (b) (At least sixteen (16) of these points have been in showmanship at halter classes.
- (c) At least twenty-five (25) of these points have been won in amateur performance classes with a minimum of ten (10) points each having been earned in at least two categories, excluding Categories 5, 7, 9, 11 and 12. These ten (10) points cannot be earned in a combination of categories.
- (d) Masters Amateurs competing with a Rider Exemption Card will be eligible if they obtain the total number of points required for this award in at least two (2) categories excluding Categories 5 and 9.

PHAA Masters Amateur Versatility

To earn this title, five (5) ROMS from all categories, but excluding 5, 7 and 9, must have been earned, one (1) being earned in Masters Amateur Showmanship at halter. A superior rating must also have been earned in one of these five events.

Superior All-Round Masters Amateur Award

- (a) The Masters amateur must have won a total of 300 points. All categories excluding 5, 7, 9 and 11 are eligible to gain points for this award.
- (b) A superior must be earned from five of the seven remaining categories.
- (c) Five ROMs must also be earned other than that in which the qualifying Superiors were won.

Masters Amateur Century Award

A Masters amateur may receive this award for each separate event in which he/she has earned 100 points or more for the relevant Century award.

Masters Amateur Superior

A Masters amateur may receive this award for each separate event in which he/she has earned fifty (50) points.

Masters Amateur Register of Merit

A Masters amateur can qualify for a Masters Amateur Register of Merit in showmanship and individual performance events when they have won ten (10) or more points in that event.

Masters Amateur Top Ten Awards

Year End awards will be given to the ten (10) Masters amateurs who earn the most points in showmanship and performance events in categories 1, 2, 3, 4, 6, 8, 10 and 11 provided that –

- (a) Points are compiled on a one horse / one amateur basis in amateur events.
- (b) Points must have been earned in at least three (3) classes over two categories.

- (c) A minimum of one point must have been earned in either Showmanship at Halter, English Equitation or Western Equitation.

High Point Masters Amateur of Each State

Year End awards will be given to the Masters amateur who earns the most points in showmanship and performance events in categories 1, 2, 3, 4, 6, 8, 10 and 11 of each State / Territory provided that –

- (a) Points are compiled on a one horse / one amateur basis in amateur events.
- (b) Points must have been earned in at least three (3) classes over two categories.
- (c) A minimum of one point must have been earned in either Showmanship at Halter, English Equitation or Western Equitation.
- (d) A minimum of 10 points (any combination of events) must have been earned.

High Point Masters Amateur of the Year

A Year End award will be given to the Masters Amateur who earns the most points in showmanship and performance events in categories 1, 2, 3, 4, 6, 8, 10 and 11 provided that -

- (a) Points are compiled on a one horse / one amateur basis in amateur events.
- (b) Points must have been earned in at least three (3) classes over two categories.
- (c) A minimum of one point must have been earned in either Showmanship at Halter, English equitation or Western Equitation.
- (d) A minimum of ten (10) points (any combination) must have been earned.

Masters Amateur Honour Rolls

The Masters amateur earning the most points with any one horse in approved PHAA events during one year August 1 to July 31 will be awarded a Masters Amateur Honour Roll certificate.

A minimum of five (5) points must be earned to qualify for the end of year awards.

237(D) AMATEUR International Team Selection Criteria/Rules

- (a) Amateurs who meet the selection criteria will be invited to apply for a position on the Amateur Team. Four (4) Amateurs will be selected for the team to make the trip.
- (b) Selected Amateurs will receive an invitation which must be accepted within a given time frame.
- (c) When accepted, Amateurs are bound by the agreement to raise or submit the required funds by due date.
- (d) Amateurs must be a member in good standing for a minimum period of two years prior to the closing date of the final qualifying year.
- (e) Selection is based on accumulation of points over the previous two years taken from the relevant end of year Honour Roll results. In order to be considered for selection, the Points of highest placing Amateurs will be offered a position on the Team. Masters Amateurs and Amateurs showing Paint Bred horses will also be considered.

- (f) Expressions of interest and availability will be sought from qualifying members and must be received by given date.
- (g) Each selected Amateur must, on acceptance of their invitation, sign a form of agreement with the PHAA that they agree with the guidelines and will either submit or raise funds and will accept the events selected for them without question and good grace.
- (h) Each Amateur is responsible for submitting or raising a pre-set amount as decided by the Board. All Funds must be lodged with the PHAA 90 days prior to the event, of the year of travel or on a date determined by the Board.
- (i) If the required funds are not submitted then the Amateur will not travel as part of the team.
- (j) Money raised will be help in the Amateur Account.
- (k) The PHAA has the right to remove or expel a member of the Team for breaches of PHAA rules, inappropriate behaviour or any illegal activity.
- (l) Should a Team member be unable to attend, the PHAA Board may select the next qualifying Amateur to attend the Amateur Trip on the same conditions.
- (m) A written report is requested from each participating Team member within 4 weeks of their return suitable for printing in the PHAA Journal.
- (n) Amateur eligibility will not be affected by competing in International competition on ineligible horses.
- (o) Amateurs may fundraise for international team competitions, without affecting their amateur status.
- (p)

240. RIDE AUSTRALIA PROGRAM

The Ride Australia program will recognise PHAA registered horses which do not always compete in shows, as well as those that do so. This program will give incentive for owners to promote their horses in all equestrian fields.

Members can accumulate hours in Endurance Rides, Harness Driving, Organised Trail Rides, Pony Club, Agricultural Shows, EFA Competitions, PHAA / HSAA / AQHA Approved Shows, or simply by riding their horse for leisure.

Awards will be recognised and printed in the Paint Horse Journal.

GUIDELINES

The enrolment is for the life of the horse.

Hours will not be credited until such time as the horse is enrolled, the fee paid and the owner a financial member of the PHAA. Should the rider not be the owner, then they also must be a financial member of the PHAA.

Horses under three years of age are not eligible for enrolment.

Hour credits remain with the horse and are transferred with the horse on transfer of ownership.

At the conclusion of each event or each ride/drive the owner must complete a Ride Australia Record Sheet with the details. Only hours as recorded on the Ride Australia Record Sheets will be accepted. As each sheet is filled it is to be returned to the PHAA to have the

hours officially recorded. The onus is on the owner to submit a record of hours to the PHAA Office.

When a Ride Australia Record Sheet is filled it must be returned to the PHAA within thirty days of the date of the last entry in order to be accepted. Sheets returned thirty-one to sixty days late will be accepted with payment of a late fee. Forms submitted after sixty days of the last date will not be accepted. All hours are accumulated as lifetime totals with awards given at certain milestones.

There are no annual Honour Roll Awards for the Ride Australia Program.

AWARDS

50 hours – Certificate | 100 hours – Certificate & Cap |
250 hours – Certificate & Polo | 500 hours – Certificate & Rug |
1000 hours – Certificate & Vest | 5000 hours – Certificate & Jacket

RIDE AUSTRALIA HORSE OF THE YEAR

Awarded to the horse enrolled in the program with the highest number of accumulated hours. To be eligible for the award horses must have recorded a minimum of fifty hours for that year.

241. AWARDING OF TROPHY BUCKLES - NATIONAL EVENTS

The PHAA Board of Directors may decide to award trophy buckles in the following National Events. Each year, the decision as to whether to award these trophy buckles for that year shall be made at the first director's meeting after 1st August. For events after 1st August and prior to the first BOD meeting of the show year (such as the Reining Australia Futurity event) the decision made the previous year shall apply.

241 (A) HIGHEST PLACED PHAA REGISTERED HORSE – REINING AUSTRALIA & NCHA FUTURITY SHOW

The PHAA may decide to award a trophy buckle annually to the highest individual scoring run earned by a PHAA registered horse competing at the Reining Australia Futurity Show and also a trophy buckle to the highest individual scoring run earned by a PHAA registered horse competing at the NCHA Futurity Show. To be eligible for the buckle, the horse must be either regular registered or paint bred registered.

241.(B) HIGHEST PLACED PHAA REGISTERED HORSE WESTERN BREEDERS CONGRESS

The PHAA may decide to award a trophy buckle annually to the highest placed PHAA registered horse in the Weanling Halter Futurity held at the Western Breeders Congress.

That to be eligible for the buckle the horse must be either regular registered or paint bred registered and the owner/s must be current PHAA members.

In the event there being no horses eligible in the Weanling Halter Futurity, preference will be given to the highest placed horse in the Yearling Halter Futurity and then the 2YO Halter Futurity. In the event of there are no horses eligible in the nominated events the buckle will not be awarded.

241.(C) HIGHEST PLACED PHAA REGISTERED HORSE NATIONAL PLEASURE HORSE ASSOCIATION SHOW

The PHAA may decide to award a trophy buckle annually to the highest placed PHAA registered horse in the 2-Year-Old Western

Pleasure Futurity held at the National Pleasure Horse Association Show.

That to be eligible for the buckle the horse must be either regular registered or paint bred registered and the owner/s must be current PHAA members. In the event of there are no horses eligible in the nominated events the buckle will not be awarded.

GUIDELINES FOR NON-POINTSCORING EVENTS

(Section 300 Rules approved BOD meeting September 2013)

The following are meant as guidelines only for novelty / non-point scoring events. They may be amended or changed by event organisers as necessary. None of these events qualify for annual or lifetime PHAA points.

301 AMATEUR & YOUTH TEAMS CHALLENGE

For the Amateur event contestants must be current PHAA members and hold a current PHAA Amateur card. For the Youth event, contestants must be current PHAA youth members.

A Team is to consist of 4 riders – one horse/one rider basis. A team of 3 riders will be accepted.

Each Team is to be given a name. Names indicating the region, state or country of the team would be encouraged.

The events which form the Teams Challenge are – Showmanship, English Equitation, Western Horsemanship, Amateur Decathlon, Trail, Teams Relay and Amateur Teams Ride.

Each Team can have 2 members compete in each compulsory event and must nominate which 2 members are competing.

A Teams Ride forms part of the Teams Challenge. All members of the Team are to compete. – Judged on originality, choreography, team work and artistic ability. Music is to be supplied by a team member to the National Show office at least 24 hours before hand and is to be on either audio cassette tape or CD. Crude or suggestive lyrics are not permitted. Fancy outfits / Teams' uniforms will be taken into consideration.

Point scoring will be based on the PHAA Rule 219A. For example, Showmanship – team members place 1st and 4th in a class of 10. First will receive 6 points, 4th will receive 3 points.

Team members can enter any other class on the program and must pay the usual entry fee.

Exemption for ownership requirements of horse for Amateur Teams Challenge competitors only.

Points earned in the Teams Challenge events will not be counted towards Show High Point tally or PHAA Honour Roll or Lifetime Points.

Places in Teams Challenge events will not be announced until a special presentation held at the High Point Presentation Dinner. The overall winning team will also be awarded then."

302 AMATEUR & YOUTH DECATHLONS

(See Attachment 1 & 2 for patterns)

Pattern 1

(See attachment 1 for pattern 1)

An event designed to show the versatility of both the horse and the rider. The pattern to allow the rider to show the judge that they can

proficiently perform many of the requirements of several events. The pattern contains 10 elements and covers events such as – Hunter Under Saddle, English Pleasure, Hunter Hack, Trail, Western Pleasure, Western Riding and Reining.

1. Enter at a Hunter Trot, proceed ½ way around the arena, halt, rein back 4 steps. (Hunter Under Saddle)
2. Change rein handling to one handed (English Pleasure) – trot a circle, canter a circle.
3. At close of circle pick up both reins and proceed at canter, over jump (30cm) (Hunter Hack)
4. At starting point walk, walk over bridge (Trail)
5. Negotiate gate (Trail)
6. Back between bridge & pole (Trail)
7. Pivot right, walk then canter to end of arena
8. Commence diagonally across arena and lope around cones showing 2 lead changes (Western Riding)
9. Continue to end of arena, run down center of arena and stop (Reining)
10. Demonstrate 2 spins right, 2 spins left (Reining) Leave arena at a walk
(approved BOD meeting October 2015)

Pattern 2

(See Attachment 2 for pattern 2)

An event designed to show the versatility of both the horse and the rider. The pattern to allow the rider to show the judge that they can proficiently perform many of the requirements of several events. The pattern contains 10 elements and covers events such as – Hunter Under Saddle, English Pleasure, Trail, Western Pleasure, Western Riding, Reining, Hunt Seat Equitation and Showmanship.

1. Enter at a Hunter Trot, proceed ½ way around the arena, halt, rein back 4 steps. (Hunter Under Saddle)
2. Change rein handling to one handed (English Pleasure) – trot a circle, canter a circle.
3. At close of proceed at lope (Western Pleasure)
4. At starting point walk, walk over bridge, negotiate gate (Trail)
5. Back between bridge & pole (Trail)
6. Pivot right, walk then sitting trot to end of arena (Hunt Seat Equitation)
7. Commence diagonally across arena and lope around cones showing 2 lead changes (simple or flying) (Western Riding)
8. Continue to end of arena, run down center of arena and stop (Reining)
9. Demonstrate 2 spins right, 2 spins left (Reining)
10. Dismount, walk a few strides, then trot to cone, stop set up horse until dismissed (Showmanship), Show management and the judges have the option of having a “walker” for the showmanship competitors or may simply have competitors finish this section of the pattern with the halt and set square.

Leave arena at a walk

303. YOUTH TEAMS RELAY

Three (3) competitors complete the course at the same time.

Starting Point

Obstacle 1 - Rope Cone

Obstacle 2 - Load 3 bales of hay into barrow and complete course.

Explanation: walk through L and back through poles and return to obstacle 2 start point and unload hay.

Obstacle 3 - Stick horse barrel horse race

Explanation: complete as per standard barrel race pattern.

Obstacle 4 - Horse shoe throwing contest

Explanation: throw horse shoes around pole.

Obstacle 5 - Throw bucket of water into catching container

Explanation: water level must reach desired level in catching container before competitor moves on.

Obstacle 6 - Thong throwing competition

Explanation: competitor must throw thong over desired marked out distance and then run to finish point.

304 JOKER TRAIL

Objective: To complete the most trail obstacles within a designated period of time in order to score the greatest number of points

The Course: The rider will be able to choose their own direction and sequence to negotiate each of the obstacles. There will be approximately 8 obstacles.

Scoring: Each obstacle will be assigned a point value. If the rider completes the obstacle, those points will be added to the overall score.

One obstacle will be designated as “The Joker”. This obstacle will be so designed as to allow the competitor a choice of negotiation and degree of difficulty. This obstacle will have 2-point values, one for completing at the higher degree of difficulty and a lesser point value for completing at the lower degree of difficulty.

Timing: There will be a designated start / finish line. The rider will be given a 30 second warning prior to the allotted time. When time is called the rider must ride across the finish line. If the rider is involved in an obstacle as time is called, the rider may elect to complete that obstacle and if successful will receive points for that obstacle the rider must then cross the finish line. If the rider is just approaching the obstacle when time is called, no points will be awarded for that obstacle regardless of the completion of that obstacle.

If the rider has time remaining after attempting all of the obstacles, the rider may increase their score by repeating any obstacle again as long as it is not disrupted or knocked over. The rider may not do the same obstacle back to back unless it is the only obstacle left that is not considered dead (see below).

Dead Obstacle: If the horse or rider knocks down any portion of the obstacle, it will be considered dead, thus the rider may not repeat this obstacle. Also, if a horse hits a pole or portion of the obstacle and it is severely disrupted, the obstacle is considered dead. Tipping or gently knocking an obstacle not causing it to be dislodged will not be cause for penalty.

Credit: Credit will be given as long as the horse completes the obstacle, the gait the obstacle was commenced in must be maintained throughout the obstacle however switching leads is acceptable. Some obstacles may have points available by completing the obstacle with a higher degree of difficulty. Any bonus points will be clearly marked on the pattern.

Faults: If a horse steps out of an obstacle (i.e. back-through or box), a zero score for this attempt will be given and the rider should move on. However, the obstacle will not be considered dead.

Equipment: No Training equipment is permitted. Equipment must be in line with normal Trail Class tack. Exceptions - Protective leg wraps/boots are acceptable, horses may be ridden in a bridle or snaffle regardless of age, however rein handling must appropriate to the bit / headgear used.

Attire: Up to twenty bonus points are available for costume.
Costumes must be deemed to be safe and appropriate.

Ties: Ties will be nominated from the highest point earning obstacle down. In the event of there still being a tie after all obstacles are considered the score for costume shall be considered.

305. RANCH HORSE VERSITILITY held at the PHAA National Show

1. The Ranch Horse Versatility Class is a stand-alone event and only one entry fee is paid. This fee covers all four sections i.e. Ranch Reining, Ranch Boxing, Ranch Trail and Ranch Riding. All riders **MUST** compete in all four of the sections to be eligible to for the National title.
2. The Judge must place to 6th in each section. These placings do not constitute a National Championship award but are to be used to allocate points for calculation of the Ranch Horse Versatility Class placings. Ribbons may be awarded to each section placegetters as an acknowledgement. Points in each leg will be allocated as follows: 6 points for 1st, 5 points for 2nd, 4 for 3rd, 3 for 4th 2 for 5th and 1 for 6th. All other participants receive no points for that leg.
3. If a horse gets a 0 score in one of the legs it receives **NO** points for that leg, however, it is still eligible to be placed in the overall Versatility class. Points earned in other legs are still counted. A disqualification will mean the horse will not be placed in the Versatility class.
4. A buckle is to be presented to the overall winner in both the Junior and Senior Divisions. These horses are deemed to be the Ranch Horse Versatility National Champions.
5. There is to be a Junior Class for 3 to 5 year-olds and a Senior Class for 6 year-olds and over.
Two year olds are not eligible to compete in this event.
6. Junior horses: riders can compete two handed in either a snaffle bit/Hackamore or one handed in a bridle. Riders cannot change equipment/headgear between the legs of the Versatility.
7. Senior horses can only be shown in a bridle one handed.
8. In the event of a tie, the score from the Boxing section is to be used as the tie breaker.
9. AQHA Rules should be used for judging each of the legs of the Versatility, including Rule 101.1 Class Participation – conditions For competition.

ATTACHMENT 1 - AMATEUR AND YOUTH DECATHLON PATTERN 1

